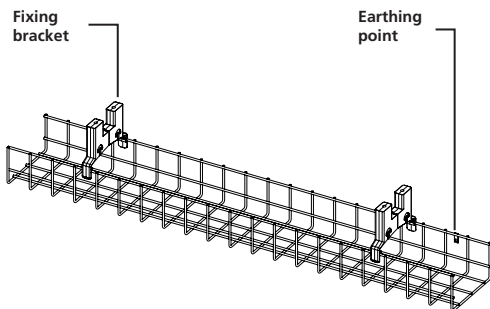


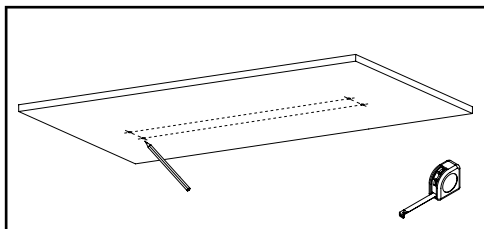
Premium cable basket

Installation, user and care guide

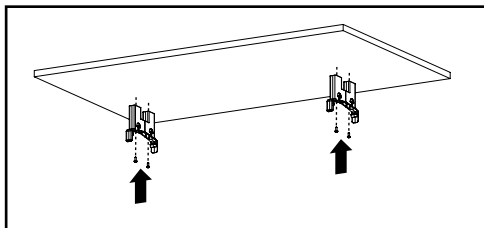


Premium cable basket is available in 1000/1200/1400/1600 & 1800mm lengths. 1000mm shown for illustration purposes.

Installing the fixing brackets

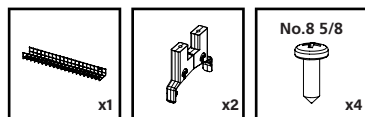


Measure and mark the holes for the fixing brackets.

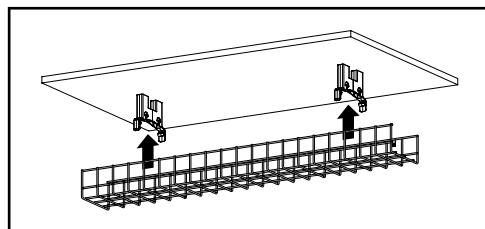


Fix the fixing brackets to the underside of the desk with the supplied No.8 5/8 screws.

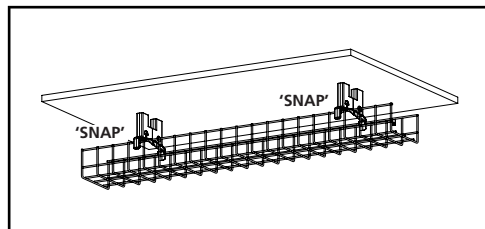
Contents



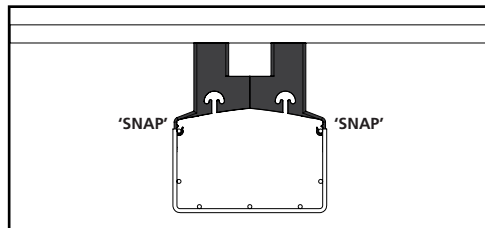
Installing the cable basket



Offer up the basket to the installed brackets. The brackets should be spaced equidistant from the ends of the basket to balance the weight.

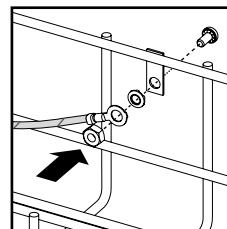


Snap the top horizontal wires of the basket into the hooks on the fixing brackets.

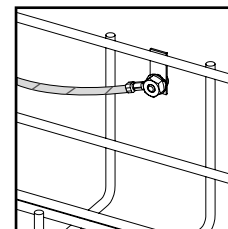


The basket should snap into the fixing brackets as shown.

Connecting an earth link

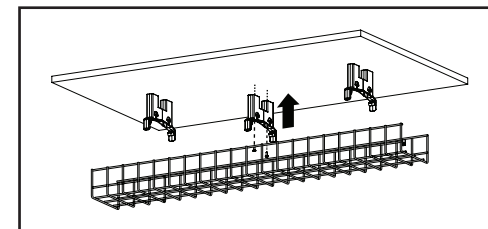


Use a M5 ring terminal, contact washer, screw and nut to connect to the earthing point.



Note the earth link and fixings are not supplied with the Fusion cable basket.

Using additional brackets



For baskets over 1200mm it is recommended that an additional bracket be used. Space the bracket equidistant from the other brackets. Additional brackets are supplied separately (**part 650128**).

Additional information

Safety

- Installation is to be carried out in accordance with relevant Health & Safety regulations and only to be carried out by a skilled or competent person.
- The product should be installed to comply with the relevant national standards and be inspected and tested prior to being put into service (in the UK BS 7671 Wiring Regulations or BS 6396 Office and Educational Systems Best Practice). Incorrect use could lead to risk of electrocution.
- Isolate the supply before installation or repositioning.
- Product to be used only for the intended purpose of supporting power modules and cables in office and commercial environments.
- Do not exceed a maximum load of 10kg evenly distributed.

Product care

- Clean using a dry cloth. No abrasives or solvents to be used on the product.
- Do not drop or expose to moisture.



cmd.