

Screed + Screwfix Floor Boxes

The 93 and 99 Series range of floor boxes are available for use as either a 'stand alone' screed floor type or a screw fixed type suitable for raised floors. Screed floor types are supplied with jacking legs which allow 10mm adjustment for levelling with the finished floor depth and also have taped seams to prevent ingress of screed.

IP Rating
IP2X

- Quick release lid for easy access to accessory plate
- Self closing lid
- Non-Trip cable outlet brackets

93 Series 2 compartment



Cable protectors

99 Series 3 compartment

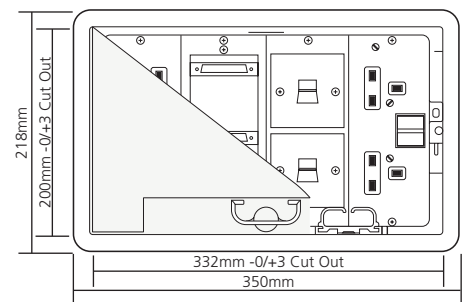
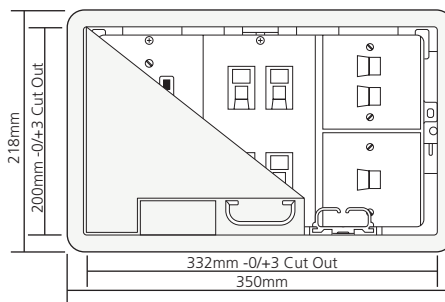
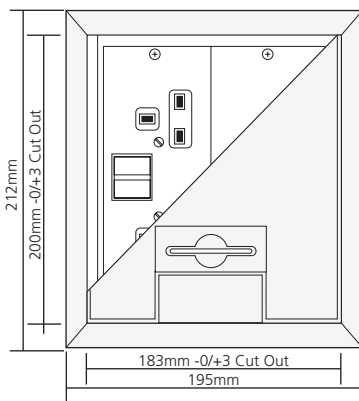


Self closing lid

99 Series 4 compartment



20/25mm
entry knockouts



power
distribution

Code	Description	Code	Description	Code	Description
PP93275G	Screw Fix, 75mm deep Floor box, Grey Trim	PP99375G	Screw Fix, 75mm deep Floor box, Grey Trim	PP99475G	Screw Fix, 75mm deep Floor box, Grey Trim
PPS93275G	Screed Box, 75mm deep, Grey Trim - Adapted for Screed	PPS99375G	Screed Box, 75mm deep, Grey Trim - Adapted for Screed	PPS99475G	Screed Box, 75mm deep, Grey Trim - Adapted for Screed
				Add Suffix /KL	Additional overcost to fit a Key Lock to a floor box lid