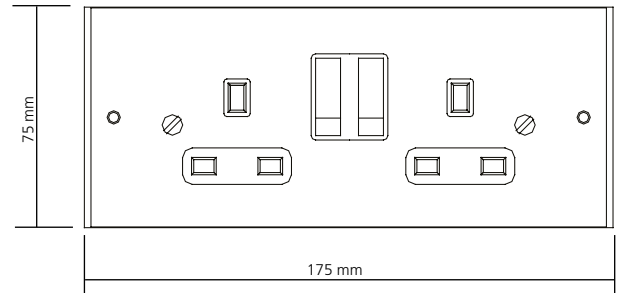



# 1 compartment slab box

1 compartment slab box with optional fixing feet can be used along with our range of floor grommets when budget control is top priority. The overall size of the unit is 175 x 75 x 40mm deep. The box base has a 20mm knock-out to allow conduit access and is manufactured from galvanised steel.


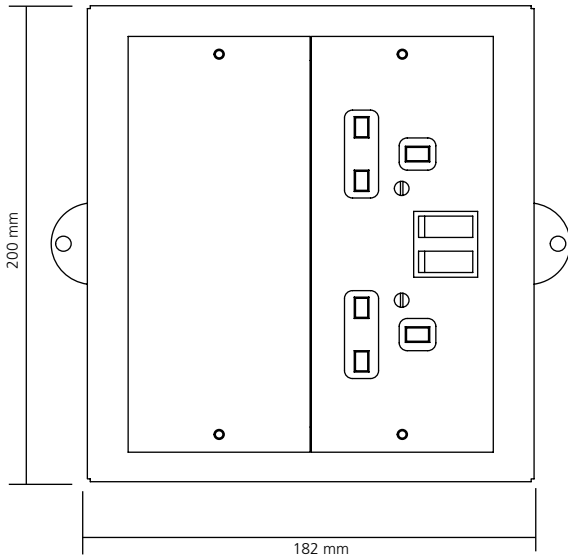


0.9mm galvanised steel

Code	Description
<b>1 Compartment Slab Boxes</b>	
PPS9014OS	75mm wide slab box c/w fixing feet
<b>Standard Wired Configurations</b>	
<b>Standard Earth</b>	
PPA7097/1	Slab Box c/w fixing feet, Twin Socket, 3m Tap off 32A Unfused Standard Earth
PPA7097/5	Slab Box c/w fixing feet, Twin Socket, 5m Tap off 32A Unfused Standard Earth
<b>Clean Earth</b>	
PPA7097/3	Slab Box c/w fixing feet, Twin Socket, 3m Tap off 32A Unfused Clean Earth
PPA7097/6	Slab Box c/w fixing feet, Twin Socket, 5m Tap off 32A Unfused Clean Earth
<b>Auxiliary Earth</b>	
PPA7097/12	Slab Box c/w fixing feet, Twin Socket, 3m Tap off 32A Unfused Auxiliary Earth
PPA7097/13	Slab Box c/w fixing feet, Twin Socket, 5m Tap off 32A Unfused Auxiliary Earth

# 2 compartment slab box

2 compartment slab box, with retractable fixing feet, that can be used along with our range of floor grommets when budget control is top priority. The overall size of the unit is 182 x 200 x 60mm deep. The box base has 20mm and 25mm conduit knockouts in each short side and dividing fillets are provided to separate services. The box base is manufactured from galvanised steel.



0.9mm galvanised steel

Retractable fixing brackets

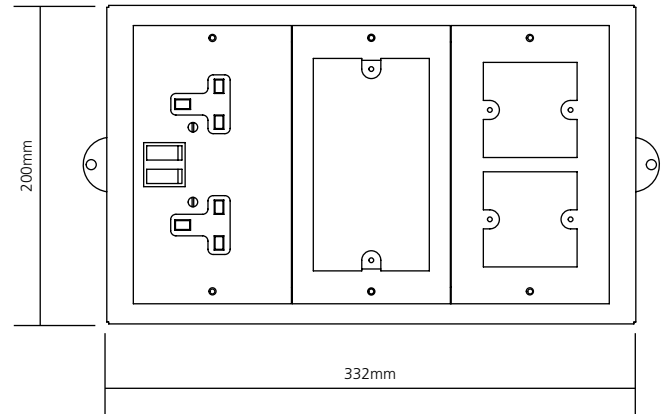

20/25mm entry knockouts

Code	Description
<b>2 Compartment Slab Boxes</b>	
PPS2325OS	2 Compartment 60mm deep slab box c/w retractable fixing feet
<b>Standard Wired Configurations</b>	
<b>Standard Earth</b>	
P2325OS/BS3U100	Slab Box c/w fixing feet, Twin Socket, 3m Tap off 32A Unfused Standard Earth
P2325OS/BS3U200	Slab Box c/w fixing feet, 2x Twin Sockets, 3m Tap off 32A Unfused Standard Earth
P2325OS/BS5U100	Slab Box c/w fixing feet, Twin Socket, 5m Tap off 32A Unfused Standard Earth
P2325OS/BS5U200	Slab Box c/w fixing feet, 2x Twin Sockets, 5m Tap off 32A Unfused Standard Earth
<b>Clean Earth</b>	
P2325OS/BC3U100	Slab Box c/w fixing feet, Twin Socket, 3m Tap off 32A Unfused Clean Earth
P2325OS/BC3U200	Slab Box c/w fixing feet, 2x Twin Sockets, 3m Tap off 32A Unfused Clean Earth
P2325OS/BC5U100	Slab Box c/w fixing feet, Twin Socket, 5m Tap off 32A Unfused Clean Earth
P2325OS/BC5U200	Slab Box c/w fixing feet, 2x Twin Sockets, 5m Tap off 32A Unfused Clean Earth
<b>Auxiliary Earth</b>	
P2325OS/BA3U100	Slab Box c/w fixing feet, Twin Socket, 3m Tap off 32A Unfused Auxiliary Earth
P2325OS/BA3U200	Slab Box c/w fixing feet, 2x Twin Sockets, 3m Tap off 32A Unfused Auxiliary Earth
P2325OS/BA5U100	Slab Box c/w fixing feet, Twin Socket, 5m Tap off 32A Unfused Auxiliary Earth
P2325OS/BA5U200	Slab Box c/w fixing feet, 2x Twin Sockets, 5m Tap off 32A Unfused Auxiliary Earth

# 3 compartment slab box



3 compartment slab box, with retractable fixing feet, that can be used along with our range of floor grommets when budget control is top priority. The overall size of the unit is 332 x 200 x 60mm deep. The box base has 20mm and 25mm conduit knockouts in each long side and dividing fillets are provided to separate services. The box base is manufactured from galvanised steel.



0.9mm galvanised steel


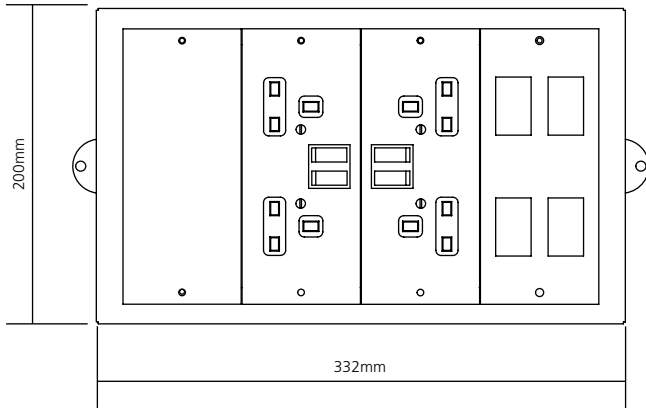
Retractable fixing brackets

20/25mm entry knockouts

Code	Description
<b>3 Compartment Slab Boxes</b>	
PPS2335OS	3 Compartment 60mm deep slab box c/w retractable fixing feet
Standard Wired Configurations (add on required data plates)	
Standard Earth	
P2335OS/BS3U100	Slab Box c/w fixing feet, Twin Socket, 3m Tap off 32A Unfused Standard Earth
P2335OS/BS3U200	Slab Box c/w fixing feet, 2x Twin Sockets, 3m Tap off 32A Unfused Standard Earth
P2335OS/BS5U100	Slab Box c/w fixing feet, Twin Socket, 5m Tap off 32A Unfused Standard Earth
P2335OS/BS5U200	Slab Box c/w fixing feet, 2x Twin Sockets, 5m Tap off 32A Unfused Standard Earth
Clean Earth	
P2335OS/BC3U100	Slab Box c/w fixing feet, Twin Socket, 3m Tap off 32A Unfused Clean Earth
P2335OS/BC3U200	Slab Box c/w fixing feet, 2x Twin Sockets, 3m Tap off 32A Unfused Clean Earth
P2335OS/BC5U100	Slab Box c/w fixing feet, Twin Socket, 5m Tap off 32A Unfused Clean Earth
P2335OS/BC5U200	Slab Box c/w fixing feet, 2x Twin Sockets, 5m Tap off 32A Unfused Clean Earth
Auxiliary Earth	
P2335OS/BA3U100	Slab Box c/w fixing feet, Twin Socket, 3m Tap off 32A Unfused Auxiliary Earth
P2335OS/BA3U200	Slab Box c/w fixing feet, 2x Twin Sockets, 3m Tap off 32A Unfused Auxiliary Earth
P2335OS/BA5U100	Slab Box c/w fixing feet, Twin Socket, 5m Tap off 32A Unfused Auxiliary Earth
P2335OS/BA5U200	Slab Box c/w fixing feet, 2x Twin Sockets, 5m Tap off 32A Unfused Auxiliary Earth

# 4 compartment slab box

4 compartment slab box, with retractable fixing feet, that can be used along with our range of floor grommets when budget control is top priority. The overall size of the unit is 332 x 200 x 60mm deep. The box base has 20mm and 25mm conduit knockouts in each long side and dividing fillets are provided to separate services. The box base is manufactured from galvanised steel.



0.9mm galvanised steel

Retractable fixing brackets

20/25mm entry knockouts

Code	Description
<b>4 Compartment Slab Boxes</b>	
PPS2345OS	4 Compartment 60mm deep slab box c/w retractable fixing feet
Standard Wired Configurations (add on required data plates)	
Standard Earth	
P2345OS/BS3U100	Slab Box c/w fixing feet, Twin Socket, 3m Tap off 32A Unfused Standard Earth
P2345OS/BS3U200	Slab Box c/w fixing feet, 2x Twin Sockets, 3m Tap off 32A Unfused Standard Earth
P2345OS/BS5U100	Slab Box c/w fixing feet, Twin Socket, 5m Tap off 32A Unfused Standard Earth
P2345OS/BS5U200	Slab Box c/w fixing feet, 2x Twin Sockets, 5m Tap off 32A Unfused Standard Earth
Clean Earth	
P2345OS/BC3U100	Slab Box c/w fixing feet, Twin Socket, 3m Tap off 32A Unfused Clean Earth
P2345OS/BC3U200	Slab Box c/w fixing feet, 2x Twin Sockets, 3m Tap off 32A Unfused Clean Earth
P2345OS/BC5U100	Slab Box c/w fixing feet, Twin Socket, 5m Tap off 32A Unfused Clean Earth
P2345OS/BC5U200	Slab Box c/w fixing feet, 2x Twin Sockets, 5m Tap off 32A Unfused Clean Earth
Auxiliary Earth	
P2345OS/BA3U100	Slab Box c/w fixing feet, Twin Socket, 3m Tap off 32A Unfused Auxiliary Earth
P2345OS/BA3U200	Slab Box c/w fixing feet, 2x Twin Sockets, 3m Tap off 32A Unfused Auxiliary Earth
P2345OS/BA5U100	Slab Box c/w fixing feet, Twin Socket, 5m Tap off 32A Unfused Auxiliary Earth
P2345OS/BA5U200	Slab Box c/w fixing feet, 2x Twin Sockets, 5m Tap off 32A Unfused Auxiliary Earth