

23 Series Slab Box Power Distribution

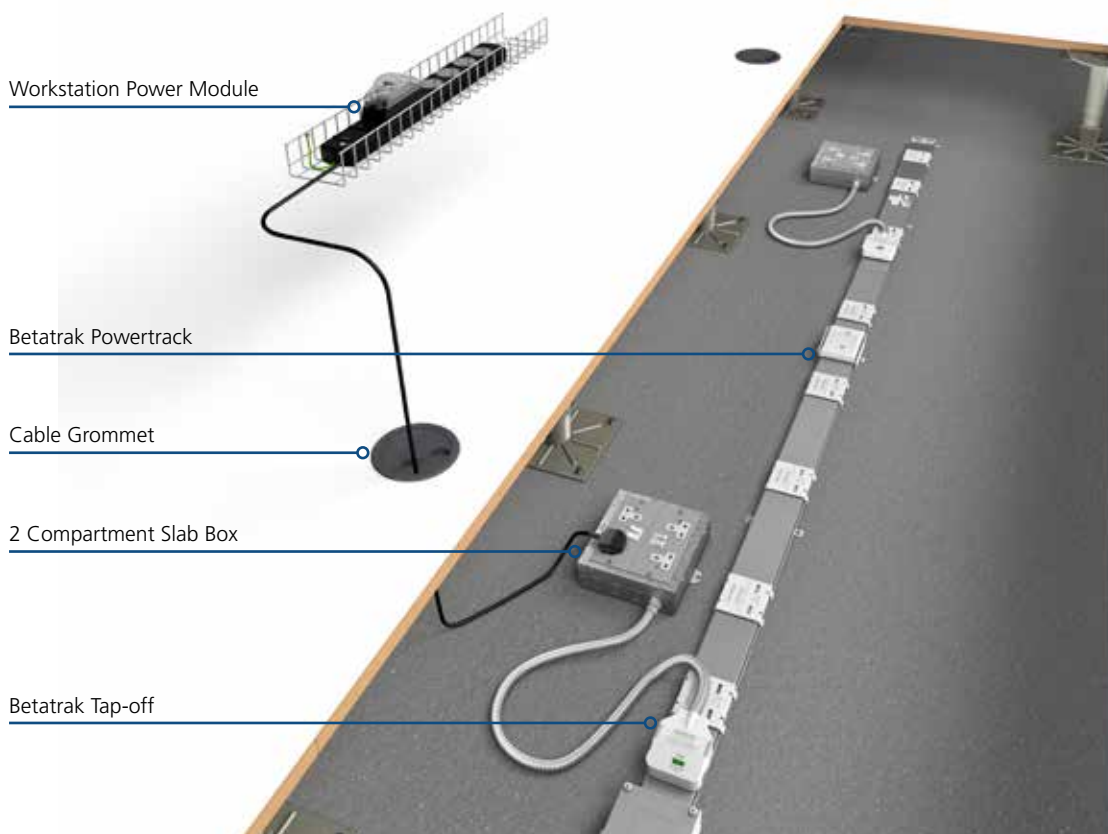
CMD Ltd's 23 Series Slab Box is a power distribution system installed under a commercial office raised floor. There are four slab box variants available, designed to provide a straightforward on site installation. When used in conjunction with our range of floor grommets it is an alternative to a floor box providing ease of access to power sockets and data.

The benefits of using a CMD 23 Series Slab Box:

- Multiple options available designed to meet your specification requirements.
- Manufactured to comply with BS 5733 General requirements for electrical accessories.
- All slab boxes for raised floors can be pre-wired with a Betatrak Tap-off for ease of installation.

Features of a 23 Series Slab Box:

- Supplied with retractable fixing feet.
- Complete with 20/25mm knockouts on two sides.
- Multiple compartment slab boxes are supplied with circuit segregation dividers fitted.
- Manufactured from 0.9mm galvanised steel.
- One and three compartment slab boxes use 3 Compartment size accessory plates.
- Two and four compartment slab boxes use 4 Compartment size accessory plates.



23 Series Slab Box Power Distribution


Dimensions:

- 1 Compartment: 143mm x 200mm x 60mm deep.
- 2 Compartment: 182mm x 200mm x 60mm deep.
- 3 Compartment: 332mm x 200mm x 60mm deep.
- 4 Compartment: 332mm x 200mm x 60mm deep.

0.9mm
galvanised steel

20/25mm
entry knockouts

Retractable
fixing brackets



23 Series 1 Compartment Slab Box



23 Series 2 Compartment Slab Box



23 Series 3 Compartment Slab Box



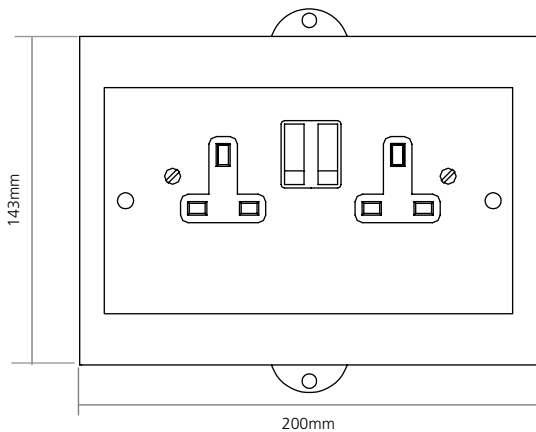
23 Series 4 Compartment Slab Box



23 Series 1 Compartment Slab Box

Features include:

- Retractable fixing feet.
- Can be used in conjunction with our floor grommets.
- Overall dimension 143 x 200 x 60mm deep.
- The box base has 20mm and 25mm conduit knockouts.
- The box base is manufactured from galvanised steel.
- This slab box utilises 3 compartment plates.



Note: The slab box height does not include the socket plates.

Empty 23 Series Slab Box

1 Compartment

Code	Description
PPS23150S	60mm Deep c/w Retractable Fixing Feet

Standard Earth Pre-Wired Slab Box

c/w 3m or 5m 32A unfused Betatrak Tap-off

1 Compartment

Code	Description
P23150S/BS3U100	1x Twin Switched Socket, 3m Standard Earth White Plug
P23150S/BS5U102	1x Twin Switched Socket, 5m Standard Earth White Plug

Clean Earth Pre-Wired Slab Box

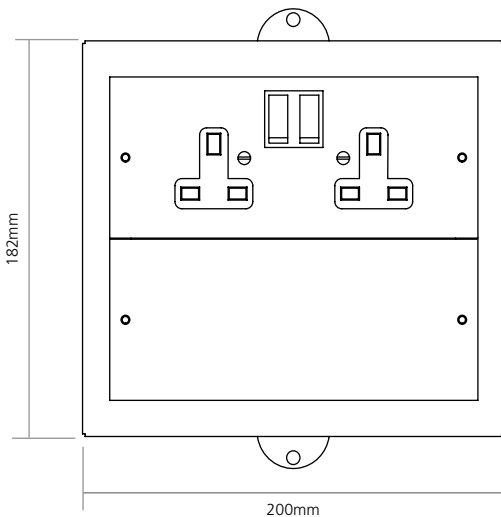
c/w 3m or 5m 32A unfused Betatrak Tap-off

Code	Description
P23150S/BC3U105	1x Twin Switched Socket, 3m Clean Earth Red Plug
P23150S/BC5U107	1x Twin Switched Socket, 5m Clean Earth Red Plug

23 Series 2 Compartment Slab Box

Features include:

- Retractable fixing feet.
- Can be used in conjunction with our floor grommets.
- Overall dimension 182 x 200 x 60mm deep.
- The box base has 20mm and 25mm conduit knockouts.
- The box base is manufactured from galvanised steel.
- This slab box utilises 4 compartment plates.
- Dividers are provided to separate services.



Note: The slab box height does not include the socket plates.

Empty 23 Series Slab Box

2 Compartment

Code	Description
PPS2325OS	60mm Deep c/w Retractable Fixing Feet

Standard Earth Pre-Wired Slab Box

c/w 3m or 5m 32A unfused Betatrak Tap-off

2 Compartment

Code	Description
P2325OS/BS3U100	1x Twin Switched Socket, 3m Standard Earth White Plug
P2325OS/BS3U200	2x Twin Switched Sockets, 3m Standard Earth White Plug
P2325OS/BS5U100	1x Twin Switched Socket, 5m Standard Earth White Plug
P2325OS/BS5U200	2x Twin Switched Sockets, 5m Standard Earth White Plug

Clean Earth Pre-Wired Slab Box


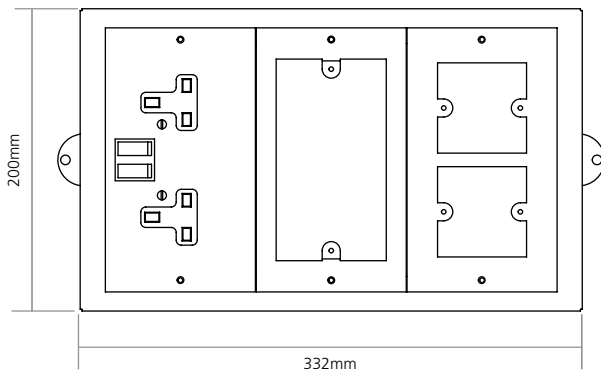
c/w 3m or 5m 32A unfused Betatrak Tap-off

Code	Description
P2325OS/BC3U100	1x Twin Switched Socket, 3m Clean Earth Red Plug
P2325OS/BC3U200	2x Twin Switched Sockets, 3m Clean Earth Red Plug
P2325OS/BC5U100	1x Twin Switched Socket, 5m Clean Earth Red Plug
P2325OS/BC5U200	2x Twin Switched Sockets, 5m Clean Earth Red Plug

23 Series 3 Compartment Slab Box

Features include:

- Retractable fixing feet.
- Can be used in conjunction with our floor grommets.
- Overall dimension 332 x 200 x 60mm deep.
- The box base has 20mm and 25mm conduit knockouts.
- The box base is manufactured from galvanised steel.
- This slab box utilises 3 compartment plates.
- Dividers are provided to separate services.



Note: The slab box height does not include the socket plates.

Empty 23 Series Slab Box

3 Compartment

Code	Description
PPS23350S	60mm Deep c/w Retractable Fixing Feet

Standard Earth Pre-Wired Slab Box

c/w 3m or 5m 32A unfused Betatrak Tap-off

3 Compartment

Code	Description
P23350S/BS3U100	1x Twin Switched Socket, 3m Standard Earth White Plug
P23350S/BS3U200	2x Twin Switched Sockets, 3m Standard Earth White Plug
P23350S/BS5U100	1x Twin Switched Socket, 5m Standard Earth White Plug
P23350S/BS5U200	2x Twin Switched Sockets, 5m Standard Earth White Plug

Clean Earth Pre-Wired Slab Box

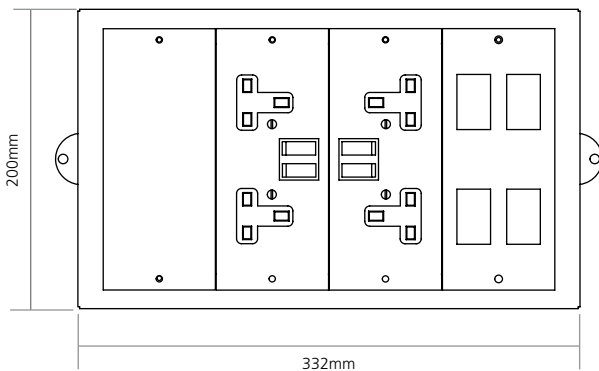
c/w 3m or 5m 32A unfused Betatrak Tap-off

Code	Description
P23350S/BC3U100	1x Twin Switched Socket, 3m Clean Earth Red Plug
P23350S/BC3U200	2x Twin Switched Sockets, 3m Clean Earth Red Plug
P23350S/BC5U100	1x Twin Switched Socket, 5m Clean Earth Red Plug
P23350S/BC5U200	2x Twin Switched Sockets, 5m Clean Earth Red Plug

23 Series 4 Compartment Slab Box

Features include:

- Retractable fixing feet.
- Can be used in conjunction with our floor grommets.
- Overall dimension 332 x 200 x 60mm deep.
- The box base has 20mm and 25mm conduit knockouts.
- The box base is manufactured from galvanised steel.
- This slab box utilises 4 compartment plates.
- Dividers are provided to separate services.



Note: The slab box height does not include the socket plates.

Empty 23 Series Slab Box

4 Compartment

Code	Description
PPS2345OS	60mm Deep c/w Retractable Fixing Feet

Standard Earth Pre-Wired Slab Box

c/w 3m or 5m 32A unfused Betatrak Tap-off

4 Compartment

Code	Description
P2345OS/BS3U100	1x Twin Switched Socket, 3m Standard Earth White Plug
P2345OS/BS3U200	2x Twin Switched Sockets, 3m Standard Earth White Plug
P2345OS/BS5U100	1x Twin Switched Socket, 5m Standard Earth White Plug
P2345OS/BS5U200	2x Twin Switched Sockets, 5m Standard Earth White Plug

Clean Earth Pre-Wired Slab Box

c/w 3m or 5m 32A unfused Betatrak Tap-off

Code	Description
P2345OS/BC3U100	1x Twin Switched Socket, 3m Clean Earth Red Plug
P2345OS/BC3U200	2x Twin Switched Sockets, 3m Clean Earth Red Plug
P2345OS/BC5U100	1x Twin Switched Socket, 5m Clean Earth Red Plug
P2345OS/BC5U200	2x Twin Switched Sockets, 5m Clean Earth Red Plug