

Reveal - Power and Data Module

The new Reveal through desk module is our premium product of its type and is the perfect solution for providing power and data sockets in boardrooms and office environments.



fig. 01

Main features

1. Choice of black (fig. 02), grey (fig. 03) or white (fig. 04) seamless surround with matching lid. Note: all internal sockets and fixings are black as standard.
2. Available in two standard sizes which can be supplied with our standard configurations or customised with a range of power, USB charging and data sockets to meet your needs.
3. Smooth action lid mechanism which can be locked into position to allow cable exit/entry.
4. UK sockets feature integral fuses with a choice of 3.15A or 5A fuses to comply with BS 6396.
5. All standard options are supplied with a 3m mains lead to UK plug.



fig. 02



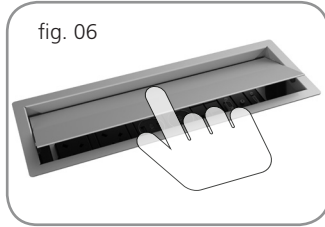
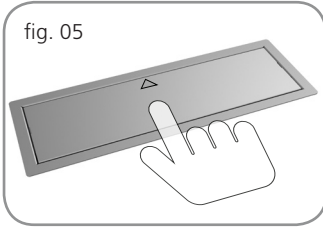
fig. 03



fig. 04

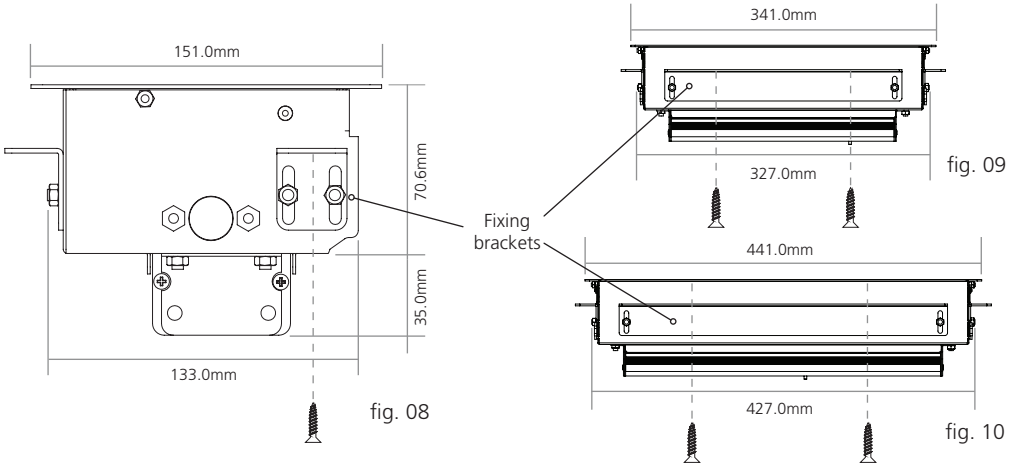
Reveal - Power and Data Module

To open the unit simply press down on the debossed directional indicator on the lid (fig.05) and push back gently. When in use, the lid can be returned to the 'partial open' position (fig.06) to allow the cable to exit neatly through the opening.



Dimensions and Fixing

The three fixing brackets must first be removed before lowering the unit into the pre-cut aperture in the furniture. Once in position the fixing brackets and nuts can be refitted on the underside of the furniture, pushing them up as far as they go before tightening the nuts. The unit can be secured using the screws provided if suitable for the furniture.



Warning

Do not use this product for any purpose other than which it was designed for.

Do not over tighten the fixing nut.

All electrical cables should be fitted by a qualified or competent person.

Do not dismantle or remodel the power module.

Cleaning, Storage & Maintenance

Cleaning & Maintenance Dry cloth, no abrasives or solvents to be used on the module surface.

Handling & Storage Do not drop or expose to moisture.