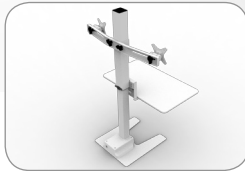
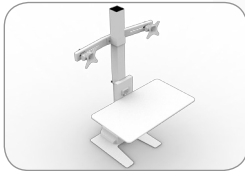



# Active™, Electric Sit Stand - Information and Instruction Sheet

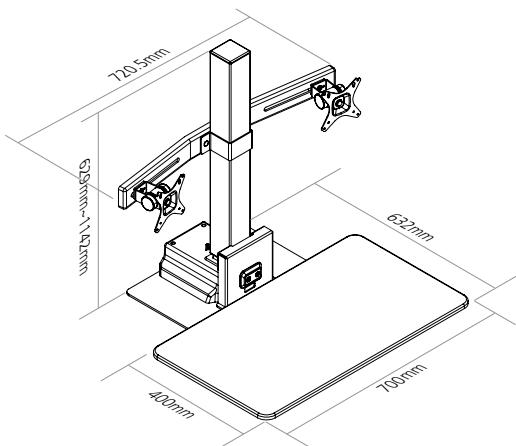
Active™ is our new electric sit stand workstation which has been designed to instantly convert most desks into a sit stand workspace. The product is quick and easy to assemble and provides a generous working surface that can be raised and lowered at the touch of a button.

## Main features

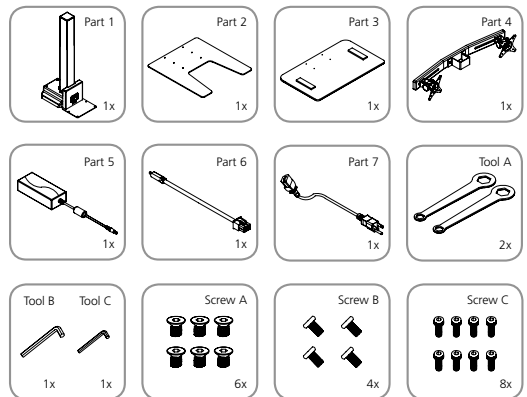
1. Available in white.
2. Designed to support 2x flat screen monitors,  $\leq 24"$ .
3. Supports monitors up to 7kgs.
4. Product size: 720.5\*632\*692~1142mm.
5. The surface travels from top to the bottom in approx. 11 seconds.
6. The electric motor life cycle is  $\geq 10,000$ .



## Dimensions



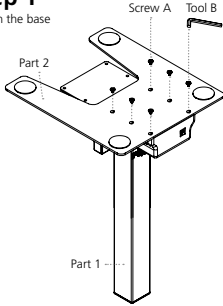
## Contents



# Active™, Electric Sit Stand - Information and Instruction Sheet

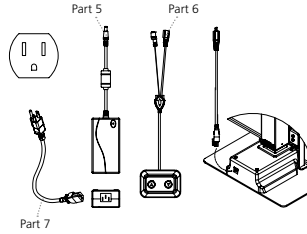
## Step 1

Attach the base



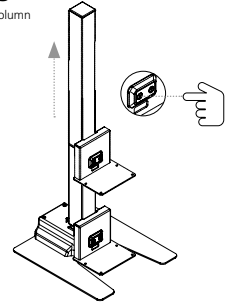
## Step 2

Connect the power



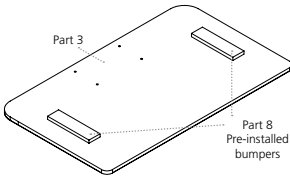
## Step 3

Raise the column



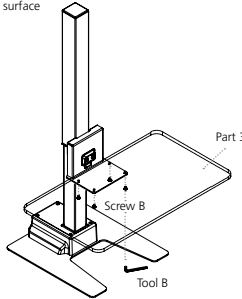
## Step 4

Check the bumpers



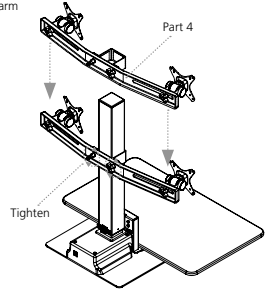
## Step 5

Fit the surface



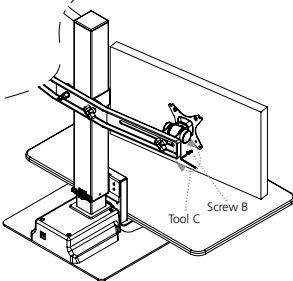
## Step 6

Fit the arm




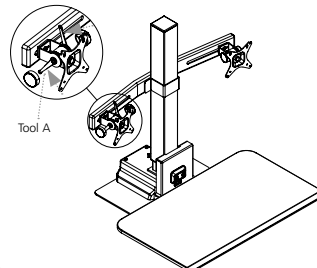
## Step 7

Fit the monitors



## Step 8

Adjust the weight (if needed)



## Cleaning, Storage and Maintenance

Service Components	Available to order.
Cleaning & Maintenance	Dry cloth, no abrasives or solvents to be used on the product surface.
Handling & Storage	Do not drop.

## Warning

Do not exceed the recommended maximum weight.  
Ensure the desk surface is clear before lowering the sit stand surface.