

# AUDACY<sup>®</sup>

WIRELESS CONTROLS



AUDACY BY CMD LTD

## INDEX

<b>Introduction to Audacy .....</b>	<b>3</b>
<b>Product Lineup .....</b>	<b>10</b>
<b>Typical Schematic .....</b>	<b>11</b>
<b>Communication Protocol .....</b>	<b>11</b>
<b>System Setup .....</b>	<b>12</b>
 <b>Devices:</b>	
Gateway .....	14, 22-23
Luminaire Controller, External Mount .....	15, 24-25
Remote Switch .....	16, 26-27
Wall-Mount Switches .....	17, 28-29
Light Sensor .....	18, 30-31
Ceiling-Mount Motion Sensor .....	19, 32-33
Wall-Mount Motion Sensor .....	20, 34-35



## ANTICIPATING THE FUTURE

The Audacy® Wireless Controls system focuses on efficiency in all its forms. Faster and easier to install, you save time and costs associated with build-out and renovation. Our streamlined wireless system allows you to better control your powered environment while advanced smart components minimise energy and lighting costs over time.

### CONTROL EVERYTHING. SWEAT NOTHING.

The Audacy Interface is the brains of your operation. Uncomplicated and easy to program or adjust over time, it allows you to schedule power to your lighting systems or to affect change in real time.

Leading the competition, the Audacy Wireless Controls system brings together technologies that anticipate your future.

### GET AHEAD OF YOUR GOALS.

In short, the Audacy Wireless Controls system delivers eco-friendly technologies that save you money - on the road to fulfilling the biggest priorities of your business and every business.





# MORE MANAGED. LESS MANAGEMENT.

The online Audacy® Interface is where it all begins and ends. Customisable and proprietary to your operation, it is easy to configure and adjust and is accessible using the browser based online portal or a free downloadable Apple® App.

Intuitively organised around a framework of basic categories and simple inputs, the Audacy Interface enables management of every component installed as part of your overall system. Together, these components ensure 24/7 custom control of your environment.

Upload all your devices to the Audacy Interface via the mobile app during installation, and instantly begin creating schedules and establishing settings for your system. The Audacy Interface enables you to set preferences and achieve the desired lighting throughout your facility.





## REIMAGINE WIRELESS LIGHTING

# SIMPLIFY YOUR LIGHTING

The new Audacity® Wireless Controls system by CMD Ltd gives you more control over your lighting environment while saving up to 50% on your corporate lighting costs. Crafted at the intersection of simple and innovative, the Audacity system reimagines wireless lighting control and represents the streamlined future state of lighting technology for commercial, industrial, education, retail, healthcare, entertainment and other uses.

## SIMPLE

The Audacity system's online Interface is the brains of your operation. Uncomplicated and easy to set-up, our intuitive Interface allows you to configure and schedule lighting in your space. You define the rooms that need control depending on the time of day. You control all of your system's hardware.

## INNOVATIVE

Allowing compliance with 'BS EN15193 Energy performance of buildings - requirement for lighting' and 'Building Regulations: Approved documents L2A and L2B (England and Wales)', our lighting system answers the call for more fiscal and ecological responsibility. The Audacity system's proprietary electronics are engineered to provide up to 25 years of maintenance-free life. Every Audacity component is designed for easier system modification over time, ensuring next-generation utility.



# CONFIGURE YOUR SYSTEM TO...

## HARVEST

as much daylight as possible by setting minimum or required light levels.

## MAXIMISE

your employees' comings and goings by minimising energy use in empty rooms.

## SCHEDULE

lights on or off based on your designated work hours.

Or use your system to dim or brighten any room or room group remotely at any time.

## USER CONTROLLED

Let your employees manage their own light levels by assigning specific levels of user control to individual employees. Or, use any Audacy® Switch to override any light setting while using a specific room.

## MANAGED REPORTS

Your online Audacy Interface provides an immediate and more robust understanding of your lighting costs and allows you to forecast more effectively.

## FIND OUT MORE

Compared to other competitive solutions, installation for an Audacy Wireless Controls system can take up to 85% less time.

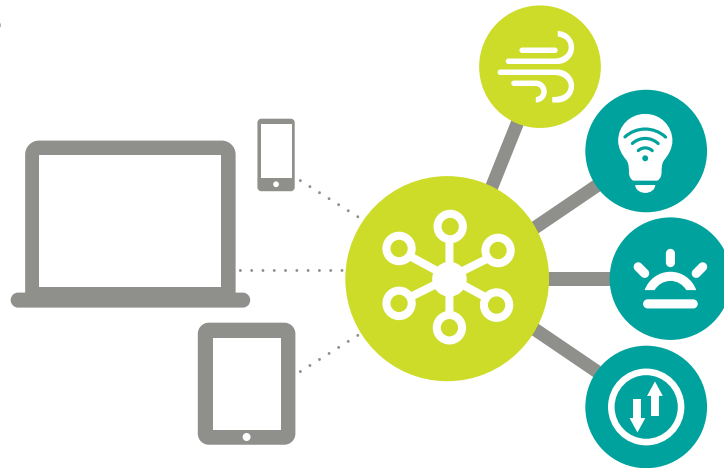
CALL US TODAY FOR A CONSULTATION –  
AND LET AUDACY BRIGHTEN UP YOUR TOMORROW.

+44 (0) 1709 385460

# PRODUCT LINEUP

The entire Audacity system is sleek – With every component boasting unparalleled function and flexibility.

Audacity® offers a comprehensive and customisable lineup of easily-installed wireless lighting components - for greater efficiency and control of your entire wireless lighting system.



## GATEWAY

The primary control device; each Gateway coordinates fixtures and sensor components, in the manner that they were grouped together, and provides 24/7 communication with your Audacity Interface. Each Gateway is the “controller” for all of your program inputs.



## MOTION SENSORS

Ceiling and Wall-Mount devices that require no wiring and sense occupancy and/or vacancy. Motion sensors communicate with each Gateway to “alert” occupancy status, ultimately signaling Luminaire controllers to turn off devices.

[Engineered to provide maintenance-free life.](#)



## LUMINAIRE CONTROLLER

Easily installed modules that can turn on, turn off, or provide 0-10V dimming. Available as an attachment to the luminaire enclosure.



## SWITCHES

Remote, Wall-Mount switches have touch panel and can wirelessly dim or turn lights on and off.

[Engineered to provide maintenance-free life.](#)

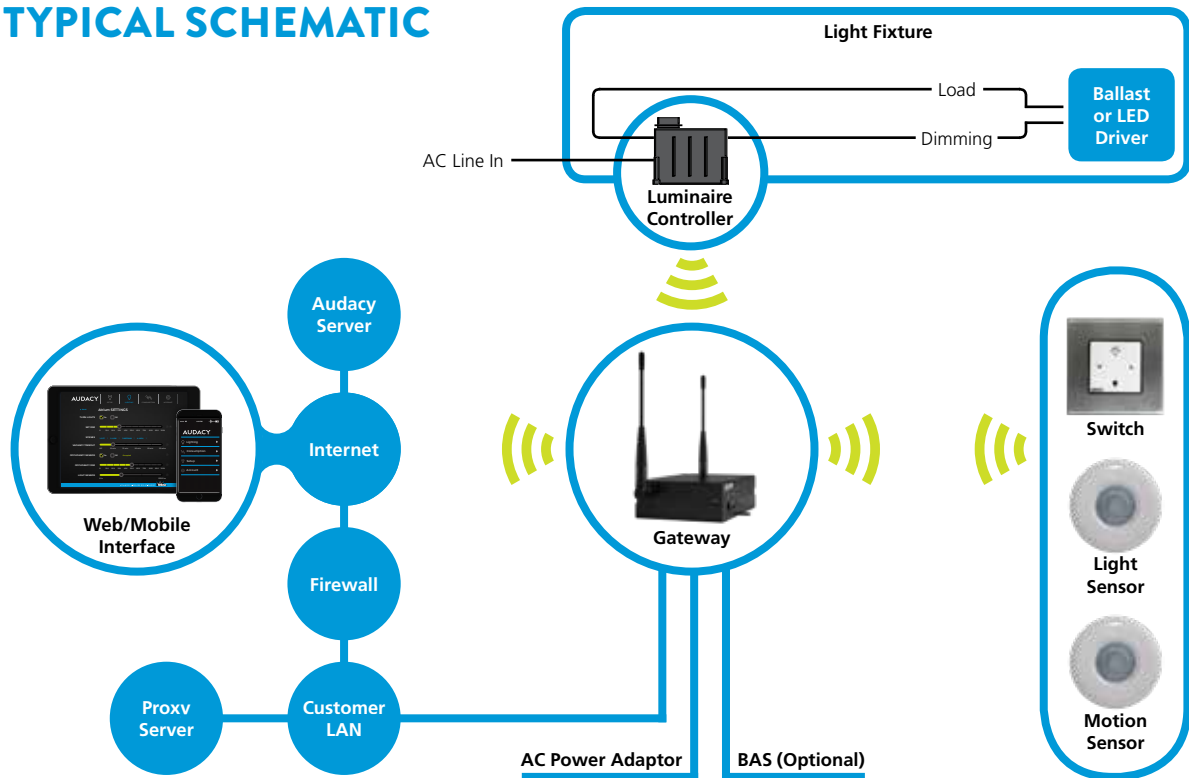


## LIGHT SENSOR

Reliably adjusts brightness to harvest maximum daylight without wiring.

[Engineered to provide maintenance-free life.](#)

## TYPICAL SCHEMATIC



## COMMUNICATION PROTOCOLS

	<b>AUDACY</b> WIRELESS CONTROLS	Wifi	ZigBee	Bluetooth	EnOcean
Technology	Secure transport built on IEEE 802.15.4 Standard	Open Standard	Open Standard	Open Standard	Standard, licensed from EnOcean Alliance
Interference Potential	Low	High	High	High	Low
Network traffic overhead	Low	Very high	High	High	Low
Impact to battery-powered devices	Low	Very high	High	High	Low
Non-repeated Range (typical construction)	300 ft. (91m)	100 ft. (30m)	100 ft. (30m)	230 ft. (70m)	100 ft. (30m)
Band	915 MHz	2.4 GHz	2.4 GHz	2.4 GHz	915 MHz
Network Topology	Broadcast, extended range with repeater	Star, Point-to-hub	Mesh	Star, Point-to-point	Ad-hoc

# SYSTEM SETUP

## INSTALLED IN 4 EASY STEPS...

### 1 SETUP INFRASTRUCTURE



#### GATEWAY

First, connect a Gateway to the Audacity® Interface. Then, install Luminaire Controllers into existing fixtures. Add wireless switches and sensors. You are now ready to manage and control your lighting environment.

### 2 CONNECT LIGHTS



#### LUMINAIRE CONTROLLERS

Connecting lights and light groupings is fast and cost-effective with Audacity Luminaire Controllers – streamlined plug-and-play modules that quickly tie every fixture into your system. On average, a Luminaire Controller can be installed in less than 3 minutes.

### 3 ADD DEVICES



## SWITCHES & CONTROLLERS

With electronics engineered for maintenance-free operation, switches and sensors are easy to install almost anywhere.

### 4 CONFIGURE AND CONTROL



## USER INTERFACE

Schedule and set your light preferences with superior ease via the Audacy® system's simple online Interface. With Audacy, you're at the helm of the most intuitive wireless controls system available.

# AUDACY®



## GATEWAY

59-GW1100-ETHUK

Each Gateway is the primary processing hub of the Audacy® Wireless Controls system, providing 24/7 back-and-forth communication between your Audacy Interface and onsite lighting environments.

### HOW IT WORKS

Hardwired and mounted to any wall, the Gateway wirelessly relays scheduled and real time lighting inputs – as established via your Audacy Interface – to any light fixture equipped with an Audacy Luminaire Controller.

### AS YOU COMMAND

In this way, the Gateway communicates with up to 250 system-enabled fixtures to ensure selected lights turn on, turn off or dim where and when you desire.

### KNOW MORE, SPEND LESS

Likewise, each Gateway device wirelessly receives and prioritises inputs from onsite sensors, switches and mobile interfaces. Information such as sensor data, fixture status, user overrides and energy usage is then relayed back to your Audacy Interface where it is available for your periodic review.

The Audacy Gateway allows you to easily understand, via the online Interface, evolving light usage patterns. From there, it's easy to adjust and maximise your system and your energy efficiency over time.

### AUDACY BY CMD LTD CUTTING COSTS. CUTTING EDGE.

IDEAL®, CMD Ltd's parent company, has been a leading manufacturer of quality electrical appliances for over one hundred years. Crafted at the intersection of simple and innovative, our new Audacy Wireless Controls system represents a streamlined future state of building technology for today's commercial and industrial use.

**CALL US TODAY  
FOR A CONSULTATION.  
+44 (0) 1709 385460**

# AUDACY<sup>®</sup>



## LUMINAIRE CONTROLLER, EXTERNAL-MOUNT

### 59-SCD1000-EMUK

This rugged, wireless module is a primary component of the Audacy<sup>®</sup> Wireless Controls system. These easily-installed devices can turn on, turn off, or provide 0-10V dimming.


### HOW IT WORKS

AC-powered Audacy Luminaire Controllers operate in the highly reliable 915 MHz spectrum. Each uses convenient push-in wire termination for quick and easy installation.

### BECAUSE TIME IS MONEY

Your electrical installer mounts this Luminaire Controller to a junction box or luminaire body through a knockout, and the wiring is done inside the box. A typical wired system is vastly more labour intensive and costly to install.

The Audacy Luminaire Controllers get your system up and operational faster and can be modified over time with incredible ease. Luminaire Controllers transmit 50 metres to the Gateway and with the repeater mode enabled, the range is extended even farther.



**CALL US TODAY  
FOR A CONSULTATION.  
+44 (0) 1709 385460**

### AUDACY BY CMD LTD CUTTING COSTS. CUTTING EDGE.

IDEAL<sup>®</sup>, CMD Ltd's parent company, has been a leading manufacturer of quality electrical appliances for over one hundred years. Crafted at the intersection of simple and innovative, our new Audacy Wireless Controls system represents a streamlined future state of building technology for today's commercial and industrial use.

# AUDACY®



## REMOTE SWITCH

59-SS1200UK



Using our exclusive maintenance-free technology, the Audacy® Remote Switch wirelessly controls light fixtures equipped with Audacy Luminaire Controllers, providing onsite control of your system-enabled light fixtures or groupings.

### SIMPLICITY IS THE RULE

The Audacy Remote Switch is wireless and simple to install anywhere or use as a handheld switch for remote convenience. The innovative, capacitive touch panel will adjust to your desired setting at the touch of a finger. The Audacy Remote Switch operates in the highly reliable 915 MHz spectrum.

### ADAPTABILITY AT YOUR FINGERTIPS

Used in conjunction with the Audacy Wireless Controls system, the Remote Switch permits onsite employees to customize their lighting environments by overriding the master inputs of your Audacy Interface. The Remote Switch turns lights on or off and enables 0-10V dimming.

### BECAUSE TIME IS MONEY

As with all Audacy Wireless Controls system components, the Audacy Remote Switch vastly reduces installation time and costs versus a typical wired system alternative. And you have the flexibility to place it anywhere you choose because there are no wires to run.

### AUDACY BY CMD LTD CUTTING COSTS. CUTTING EDGE.

IDEAL®, CMD Ltd's parent company, has been a leading manufacturer of quality electrical appliances for over one hundred years. Crafted at the intersection of simple and innovative, our new Audacy Wireless Controls system represents a streamlined future state of building technology for today's commercial and industrial use.

CALL US TODAY  
FOR A CONSULTATION.  
+44 (0) 1709 385460

# AUDACY®



## WALL-MOUNT SWITCHES

**59-WMS1202UK - ON/OFF DIM SWITCH**

**59-WSS1202UK - SCENE SWITCH**

Replacing a hard-wired light switch, the Audacy® Wall-Mount Switch controls light fixtures equipped with Audacy Luminaire Controllers, providing onsite control of your system-enabled light fixtures or groupings.

### SIMPLICITY IS THE RULE

Simple to install the Audacy Wall-Mount Switch operates in the highly reliable 915 MHz spectrum.

### ADAPTABILITY AT YOUR FINGERTIPS

Used in conjunction with the Audacy Wireless Controls system, the Wall-Mount Switch permits onsite employees to customize their lighting environments by overriding the master inputs of your Audacy Interface.

### BECAUSE TIME IS MONEY

As with all Audacy Wireless Controls system components, the Audacy Wall-Mount Switch vastly reduces installation time and costs versus a typical wired system alternative. And you have the flexibility to place it anywhere you choose because there are no wires to run.



**CALL US TODAY  
FOR A CONSULTATION.  
+44 (0) 1709 385460**

### AUDACY BY CMD LTD CUTTING COSTS. CUTTING EDGE.

IDEAL®, CMD Ltd's parent company, has been a leading manufacturer of quality electrical appliances for over one hundred years. Crafted at the intersection of simple and innovative, our new Audacy Wireless Controls system represents a streamlined future state of building technology for today's commercial and industrial use.

# AUDACY®



## CEILING LIGHT SENSOR

59-LSC1400UK



Using our exclusive maintenance-free technology, the Audacy® Light Sensors wirelessly adjust brightness to harvest maximum daylight.

### HOW IT WORKS

Put simply, the Audacy Light Sensors detect ambient light in a designated space and send measurements to your Audacy Wireless Gateway.

### EVERYTHING'S UNDER CONTROL

Your inputs to the Audacy Interface inform a system that determines which groups of light fixtures – equipped with Audacy Luminaire Controllers – dim or brighten based on ambient light throughout the day.

### SIMPLICITY IS THE RULE

Wireless and simple to install almost anywhere, Audacy Light Sensors operate in the highly reliable 915 MHz spectrum. Light Sensors easily help facilitate compliance with the newest requirements.

### BECAUSE TIME IS MONEY

As with all Audacy Wireless Controls system components, the Audacy Light Sensors vastly reduce installation time and costs versus a typical wired system alternative. You even have the flexibility to place it anywhere you choose, because there are no wires to run.

### AUDACY BY CMD LTD CUTTING COSTS. CUTTING EDGE.

IDEAL®, CMD Ltd's parent company, has been a leading manufacturer of quality electrical appliances for over one hundred years. Crafted at the intersection of simple and innovative, our new Audacy Wireless Controls system represents a streamlined future state of building technology for today's commercial and industrial use.

CALL US TODAY  
FOR A CONSULTATION.  
+44 (0) 1709 385460

# AUDACY®



## CEILING-MOUNT MOTION SENSOR

**59-VSC1303UK**

Using our exclusive maintenance-free technology, the Audacy® Motion Sensors wirelessly detect occupancy and/or vacancy to adjust lighting based on preferences programmed into your Audacy Interface.

### HOW IT WORKS

The Audacy Ceiling-Mount Motion Sensors detect movement via sensitive infrared technology and then relay commands – based on intervals of absence or activity – to system-enabled fixtures.

Operating in the highly reliable 915 MHz spectrum, the Ceiling-Mount versions of the Audacy Motion Sensors require no wiring and can be placed anywhere.

### PEOPLE MOVE. LIGHT SHOULD TOO.

Your inputs to the Audacy Interface inform the system that determines which groups of light fixtures – equipped with Audacy Luminaire Controllers – can turn off/on, dim or brighten based on employee migration throughout the day.

### BECAUSE TIME IS MONEY

As with all Audacy Wireless Controls system components, Audacy Ceiling Mount Motion Sensors vastly reduce installation time and costs versus typical wired system alternatives. And you have absolute flexibility in placement because there are no wires to run.

### AUDACY BY CMD LTD CUTTING COSTS. CUTTING EDGE.

IDEAL®, CMD Ltd's parent company, has been a leading manufacturer of quality electrical appliances for over one hundred years. Crafted at the intersection of simple and innovative, our new Audacy Wireless Controls system represents a streamlined future state of building technology for today's commercial and industrial use.

**CALL US TODAY  
FOR A CONSULTATION.  
+44 (0) 1709 385460**

# AUDACY®



## WALL-MOUNT MOTION SENSOR

**59-VSW1300UK**

Using our exclusive maintenance-free technology, the Audacy® Motion Sensors wirelessly detect occupancy and/or vacancy to adjust lighting based on preferences programmed into your Audacy Interface.

### HOW IT WORKS

The Audacy Wall-Mount Motion Sensors detect movement via sensitive infrared technology and then relay commands – based on intervals of absence or activity – to system-enabled fixtures.

Operating in the highly reliable 915 MHz spectrum, the Wall-Mount versions of the Audacy Motion Sensors requires no wiring and can be placed anywhere.

### PEOPLE MOVE. LIGHT SHOULD TOO.

Your inputs to the Audacy Interface inform the system that determines which groups of light fixtures – equipped with Audacy Luminaire Controllers – can turn off/on, dim or brighten based on employee migration throughout the day.

### BECAUSE TIME IS MONEY

As with all Audacy Wireless Controls system components, Audacy Wall-Mount Motion Sensors vastly reduce installation time and costs versus typical wired system alternatives. And you have absolute flexibility in placement because there are no wires to run.

### AUDACY BY CMD LTD CUTTING COSTS. CUTTING EDGE.

IDEAL®, CMD Ltd's parent company, has been a leading manufacturer of quality electrical appliances for over one hundred years. Crafted at the intersection of simple and innovative, our new Audacy Wireless Controls system represents a streamlined future state of building technology for today's commercial and industrial use.

CALL US TODAY  
FOR A CONSULTATION.  
+44 (0) 1709 385460





The 59-GW1100-ETHUK Wireless Gateway by CMD Ltd is an electronic communications device which acts as the central processing “hub” of the Audacy® system. The 59-GW1100-ETHUK wirelessly receives and prioritises inputs from sensors, switches and/or the Audacy Interface (e.g., website or app). It then communicates wirelessly with each Luminaire Controller to turn on, turn off or dim light fixtures. The 59-GW1100-ETHUK can also pass information such as light fixture status, sensor data, and energy usage to the Audacy Interface.

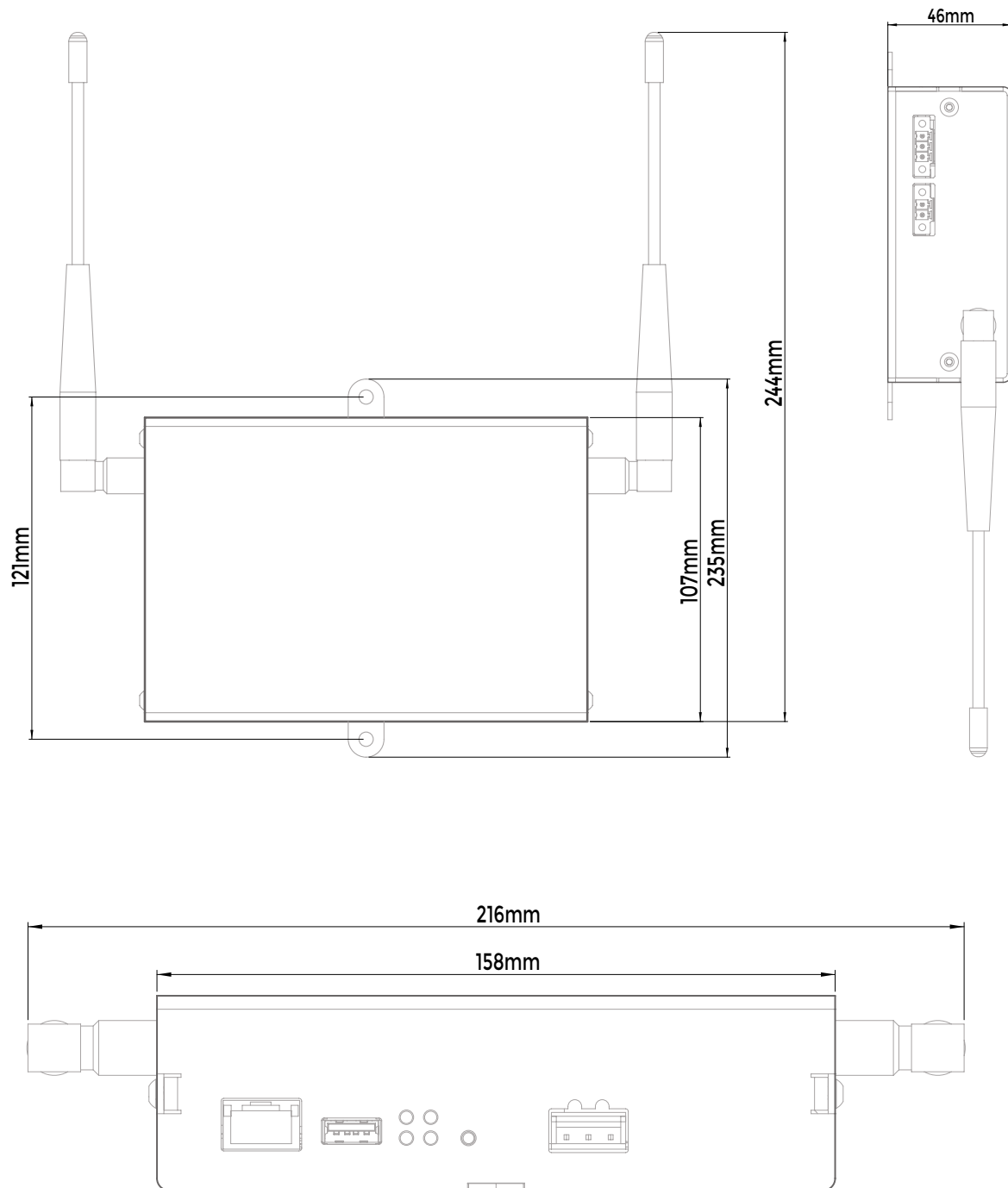


## SPECIFICATIONS

ITEM	DESCRIPTION
Radio Frequency Range	915.9 - 917.3 MHz, Dual External Antennas
Wireless Protocol	Proprietary based on IEEE 802.15.4
Encryption	Proprietary based on AES encryption
Rated RF Power Output (W)	<12.5 dBm short duration, utilising both frequency hopping and direct sequence spread spectrum
Transmit Range	91.4m indoors to an Audacy Luminaire Controller in a typical commercial building; extended range when repeater mode enabled
Repeater Mode	Enabled via Audacy Interface or Gateway
Input Voltage	24V AC/DC, removable terminal block
Configuration/Network Port	Ethernet
Operating Temperature	10°C to 32°C
Storage Temperature	-20°C to 50°C
Installation Environment	Indoor use only
Mounting	2 mounting holes—vertical (wall-mount) or horizontal
Colour	Black
Dimensions	215.9mm x 134.6mm x 45.7mm, excluding antennas
Weight	459g
Warranty	5 year
LVD Compliance	BS EN 60950-1 / IEC 60950-1
EMC Compliance	BS EN 55015, BS EN 61547 & ETSI EN 301 489-3 V2.1.0 (ETSI EN 301 489-1 V2.1.1)
Radio Compliance	ETSI EN 300 220-2 v3.1.1* and ETSI EN 300 220-1 v3.1.1
Code	59-GW1100-ETHUK
Description	Standalone (i.e., no BAS)



### DIMENSIONS (MM)





The 59-SCD1000-EMUK external-mounted Luminaire Controller by CMD Ltd is an AC-powered, wireless lighting control device that is part of the Audacy® Wireless Controls system. Operating in the highly reliable 915 MHz spectrum, the 59-SCD1000-EMUK is a module that can turn on, turn off or provide a 0-10V dimming signal to an electronic dimming ballast or LED driver. 59-SCD1000-EMUK quickly and easily installs using a knock-out on a junction box or fixture and provides the ability to control individual fixtures or groups of fixtures if desired.



## SPECIFICATIONS

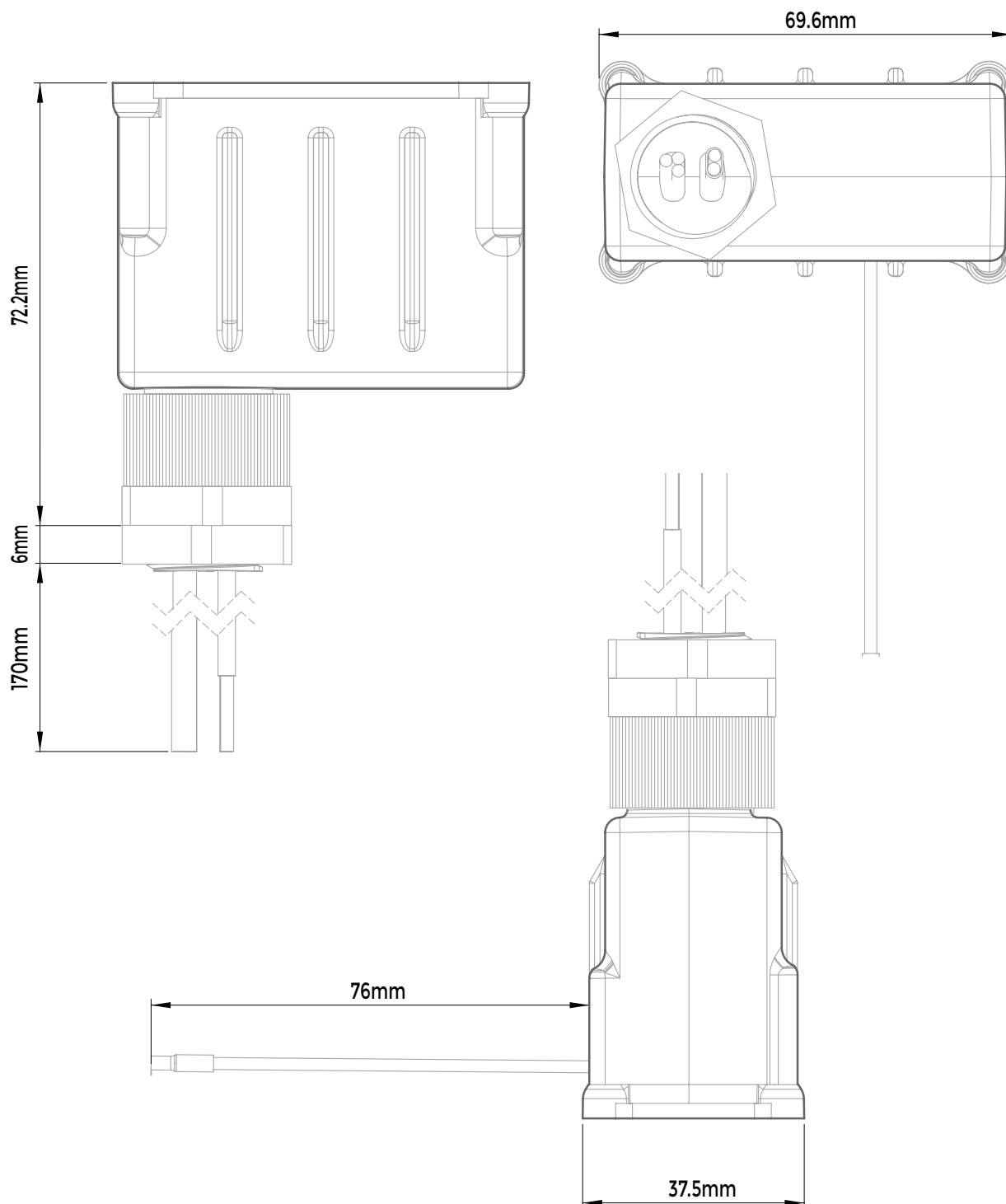
ITEM	DESCRIPTION
Radio Frequency Range	915.9 - 917.3 MHz, Integrated Wire Antenna
Wireless Protocol	Proprietary based on IEEE 802.15.4
Encryption	Proprietary based on AES encryption
Rated RF Power Output (W)	11.3 dBm short duration, utilising both frequency hopping and direct sequence spread spectrum
Transmit Range	91.4m indoors to an Audacy Gateway or Luminaire Controller in a typical commercial building; extended range when repeater mode enabled
Dimming Protocol	0-10V (linear dimming profile, meets IEC60929 Annex E)
Input Voltage	100-240V AC
Rated Current	6A
Rated Load Wattage @ 240V	1440W
Operating Temperature	10°C to 70°C
Installation Environment	Indoor use only
Mounting	Directly to junction box or fixture via M20 knockout
Dimming Wire Placement	Within nipple for internal connection (linear dimming profile)
Colour	Black
Dimensions	69.6mm x 72.2mm x 113.5mm, antenna fully extended
Weight	130.4g
Warranty	5 year
LVD Compliance	BS EN 60669-2-1
EMC Compliance	BS EN 55015, BS EN 61547 & ETSI EN 301 489-3 V2.1.0 (ETSI EN 301 489-1 V2.1.1)
Radio Compliance	ETSI EN 300 220-2 v3.1.1* and ETSI EN 300 220-1 v3.1.1
Code	59-SCD1000-EMUK
Description	Luminaire Controller, External-Mount

# AUDACY<sup>®</sup>



## LUMINAIRE CONTROLLER, EXTERNAL-MOUNT 59-SCD1000-EMUK

### DIMENSIONS (MM)





The 59-SS1200UK Remote Switch by CMD Ltd is a battery-powered, wireless light switch that is part of the Audacy® Wireless Controls system. Operating in the highly reliable 915 MHz spectrum, the 59-SS1200UK requires no wiring, has a 25-year battery life, and wirelessly sends commands to control light fixtures equipped with Audacy Luminaire Controllers. Since it is not hard-wired, the 59-SS1200UK can be mounted or placed virtually anywhere a switch is desired.



## SPECIFICATIONS

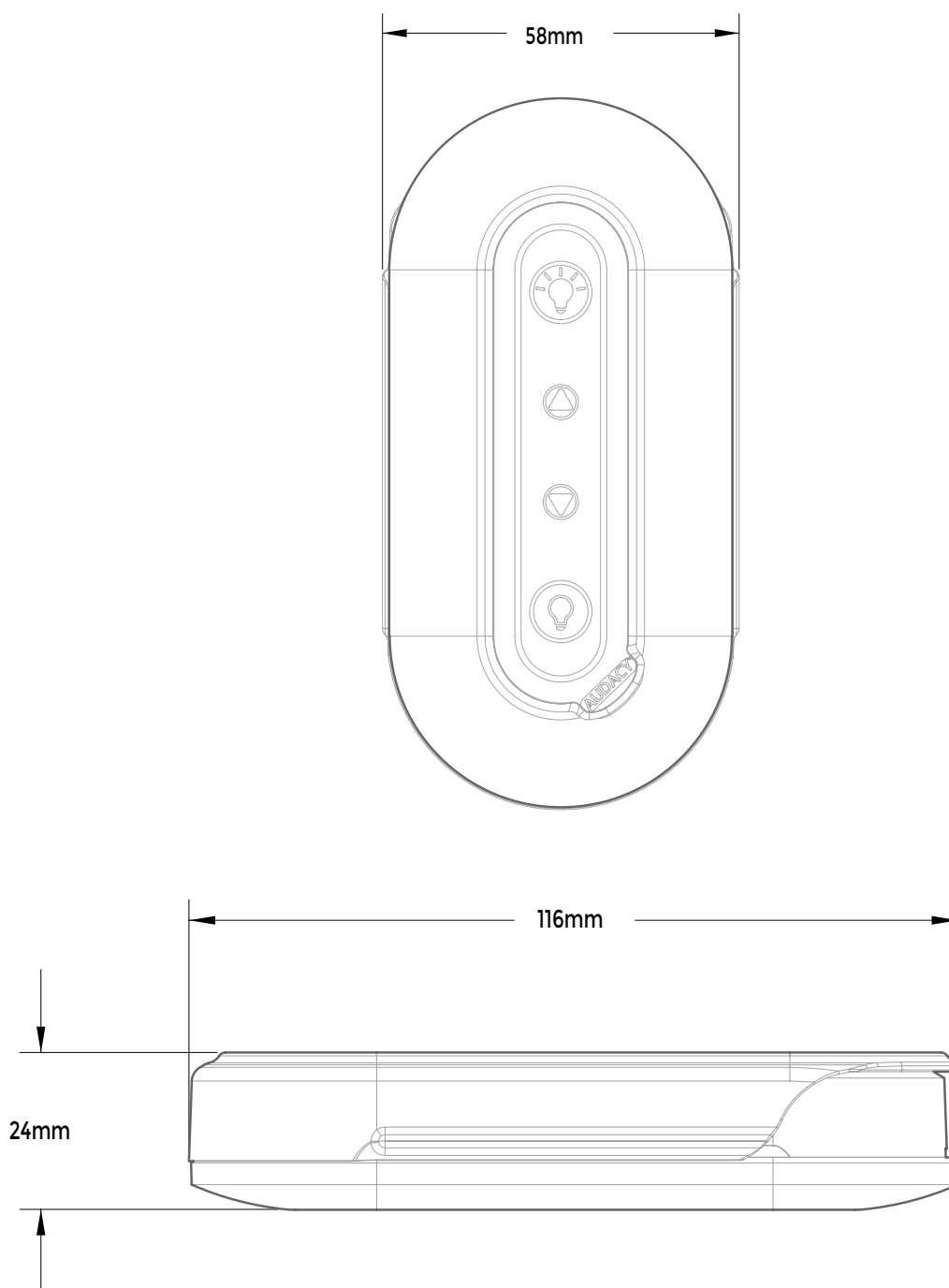
ITEM	DESCRIPTION
Radio Frequency Range	915.9 - 917.3 MHz, Internal Antenna
Wireless Protocol	Proprietary based on IEEE 802.15.4
Encryption	Proprietary based on AES encryption
Rated RF Power Output (W)	0.4 dBm short duration, utilising both frequency hopping and direct sequence spread spectrum
Transmit Range	30.5m indoors to an Audacy Gateway or Luminaire Controller in a typical commercial building; extended range when repeater mode enabled
Power	25+ year Li battery, non-replaceable
Operating Temperature	10°C to 32°C
Installation Environment	Indoor use only
Mounting	2 bracket mounting holes (See mechanical drawing for dimensions)
Colour	White
Dimensions	115.82mm x 58.17mm x 24.13mm
Weight	85g
Warranty	5 year
LVD Compliance	BS EN 60950-1 / IEC 60950-1
EMC Compliance	BS EN 55015, BS EN 61547 & ETSI EN 301 489-3 V2.1.0 (ETSI EN 301 489-1 V2.1.1)
Radio Compliance	ETSI EN 300 220-2 v3.1.1* and ETSI EN 300 220-1 v3.1.1
Code	59-SS1200UK
Description	Audacy® Remote Switch

# AUDACY<sup>®</sup>



## REMOTE SWITCH 59-SS1200UK


### DIMENSIONS (MM)





The 59-WMS1202UK and 59-WSS1202UK Wall-Mount Switches by CMD Ltd are a battery powered, wireless light switches that are part of the Audacy® Wireless Controls system. Operating in the highly reliable 915 MHz spectrum, the 59-WMS1202UK and 59-WSS1202UK are wall-mounted switches that fit into a decorator-style faceplate and can be used to replace an existing switch. They require no wiring, has a 25-year battery life and wirelessly sends commands to control light fixtures equipped with Audacy Luminaire Controllers.

The 59-WMS1202UK and 59-WSS1202UK are designed to fit into a standard 35mm UK back box and the fascia is available in a range of attractive finishes.



## SPECIFICATIONS

ITEM	DESCRIPTION
Radio Frequency Range	915.9 - 917.3 MHz, Internal Antenna
Wireless Protocol	Proprietary based on IEEE 802.15.4
Encryption	Proprietary based on AES encryption
Rated RF Power Output (W)	-11.4 to -11.5 dBm short duration, utilising both frequency hopping and direct sequence spread spectrum
Transmit Range	30.5m indoors to an Audacy Gateway or Luminaire Controller in a typical commercial building; extended range when repeater mode enabled
Power	25+ year Li battery, non-replaceable
Operating Temperature	10°C to 32°C
Installation Environment	Indoor use only
Mounting	35mm UK back box
Colour	White
Dimensions	86mm x 86mm x 20mm
Weight	85g
Warranty	5 year
LVD Compliance	BS EN 60950-1 / IEC 60950-1
EMC Compliance	BS EN 55015, BS EN 61547 & ETSI EN 301 489-3 V2.1.0 (ETSI EN 301 489-1 V2.1.1)
Radio Compliance	ETSI EN 300 220-2 v3.1.1* and ETSI EN 300 220-1 v3.1.1
Code	59-WMS1202UK
Description	Audacy® Wall-Mount On/Off Dim Switch
Code	59-WSS1202UK
Description	Audacy® Wall-Mount Scene Switch

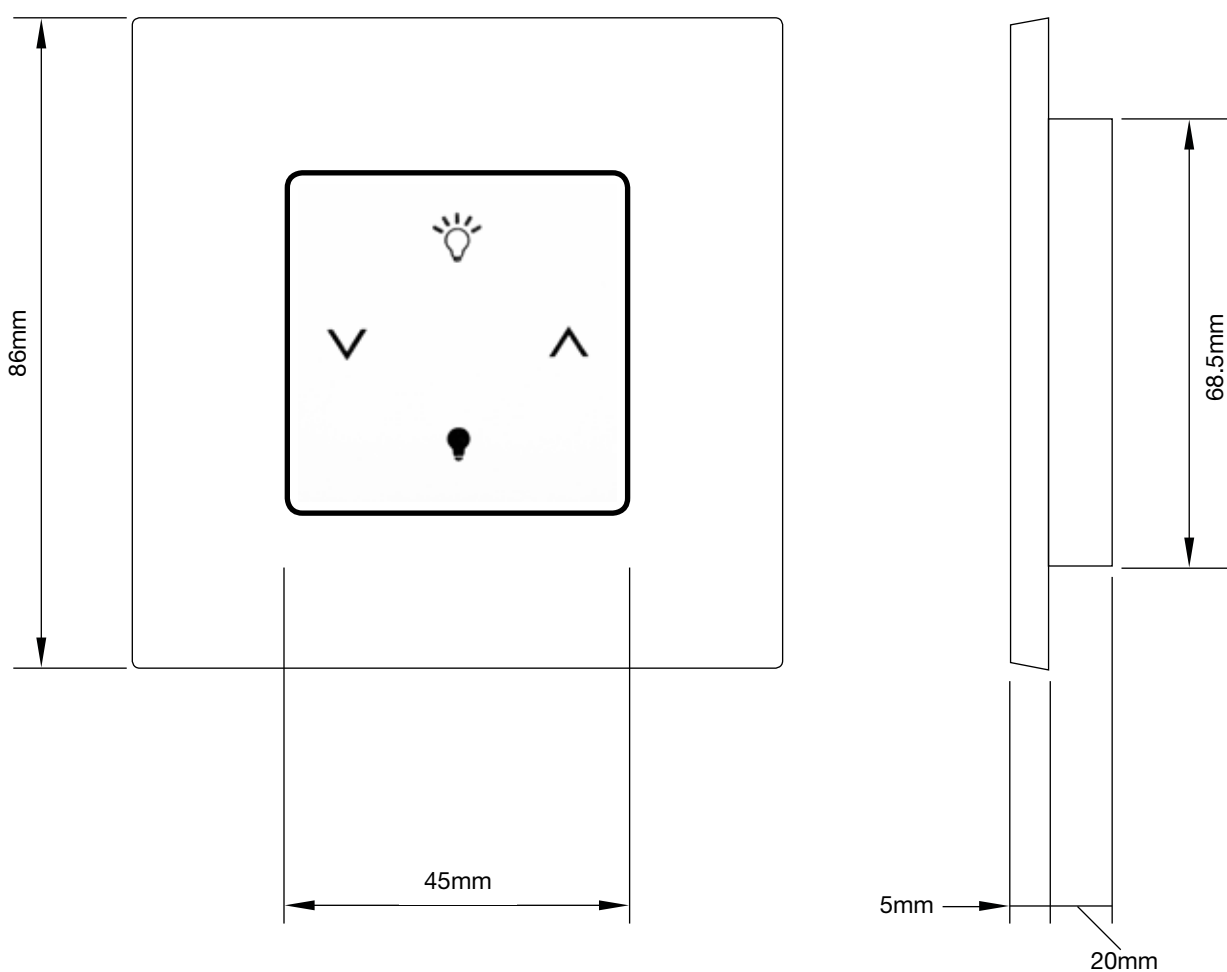
# AUDACY<sup>®</sup>



## WALL-MOUNT SWITCHES

59-WMS1202UK AND  
59-WSS1202UK

### DIMENSIONS (MM)





The 59-LSC1400UK Light Sensor by CMD Ltd is a battery-powered, wireless light sensor that is part of the Audacy® Wireless Controls system. The 59-LSC1400UK is used to detect ambient light in a space, providing daylight harvesting capabilities. Operating in the highly reliable 915 MHz spectrum, the 59-LSC1400UK requires no wiring, has a 25-year battery life, and wirelessly sends ambient light measurements to the Audacy Wireless Gateway for closed-loop daylight harvesting operation. Since it is not hard-wired, the 59-LSC1400UK can be mounted virtually anywhere a light sensor is desired.

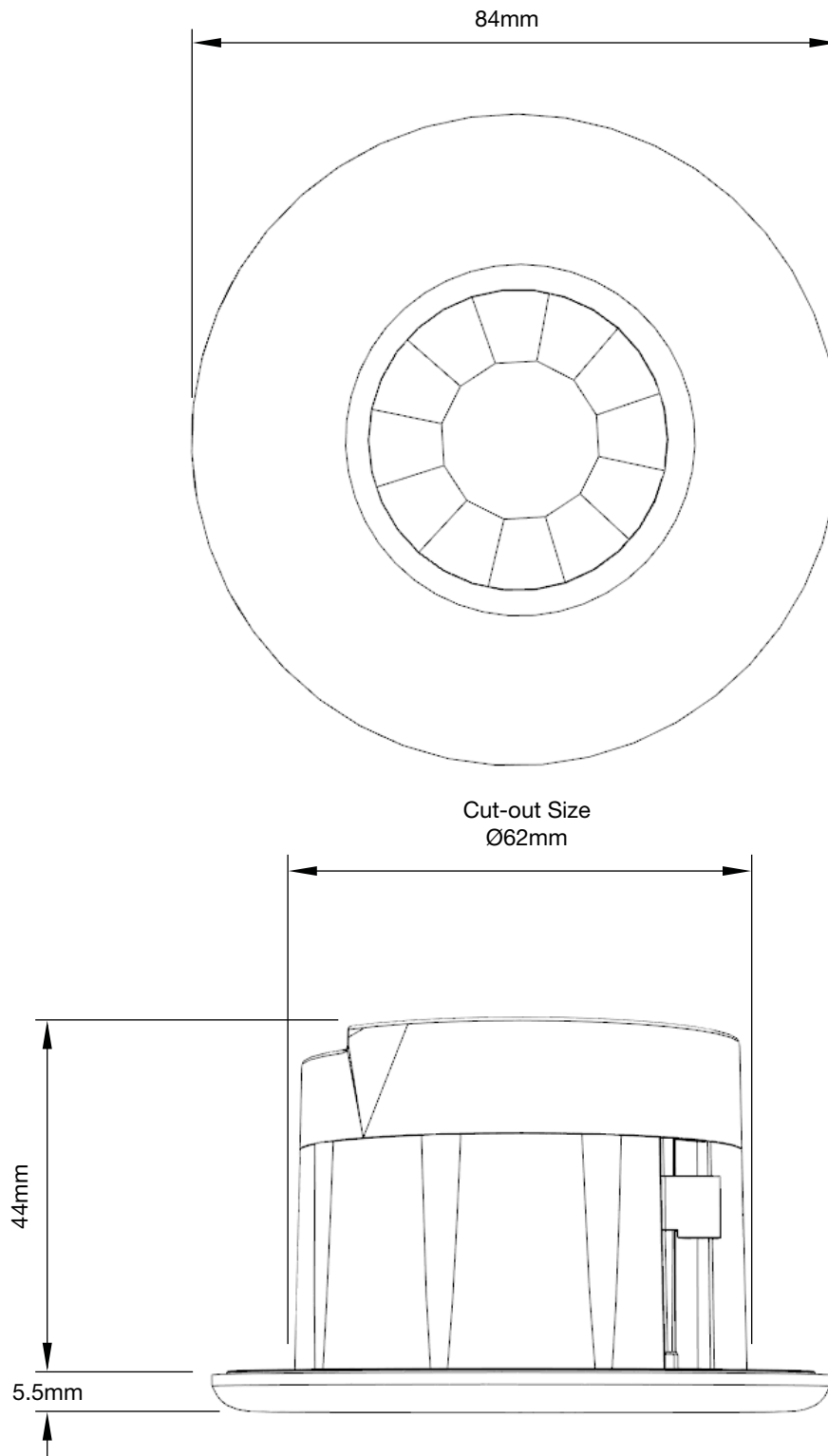


## SPECIFICATIONS

ITEM	DESCRIPTION
Radio Frequency Range	915.9 - 917.3 MHz, Internal Antenna
Wireless Protocol	Proprietary based on IEEE 802.15.4
Encryption	Proprietary based on AES encryption
Rated RF Power Output (W)	11.3 dBm short duration, utilising both frequency hopping and direct sequence spread spectrum
Transmit Range	30.5m indoors to Audacy Gateway or Luminaire Controller in typical commercial office building; extended range when repeater mode enabled
Power	25+ year Li battery, non-replaceable
Operating Temperature	10°C to 32°C
Light Level	0—2500 lux (0—232 fc)
Installation Environment	Indoor use only
Mounting	2 bracket mounting holes (See mechanical drawing for dimensions)
Colour	White
Dimensions	84mm x 84mm x 50mm
Weight	85g
Warranty	5 year
LVD Compliance	BS EN 61010-1 / IEC 61010-1
EMC Compliance	BS EN 55015, BS EN 61547 & ETSI EN 301 489-3 V2.1.0 (ETSI EN 301 489-1 V2.1.1)
Radio Compliance	ETSI EN 300 220-2 v3.1.1* and ETSI EN 300 220-1 v3.1.1
Code	59-LSC1400UK
Description	Audacy® Light Sensor



### DIMENSIONS (MM)





The 59-VSC1303UK Ceiling-Mount Motion Sensor by CMD Ltd is a battery-powered, passive infrared motion sensor that is part of the Audacy® Wireless Controls system. It can be used to detect occupancy and/or vacancy, and turn on, turn off or dim lights based on preferences. Operating in the highly reliable 915 MHz spectrum, the 59-VSC1303UK requires no wiring, has a 25-year battery life, and wirelessly sends commands to control light fixtures equipped with Audacy Luminaire Controllers. Since it is not hard-wired, the 59-VSC1303UK can be mounted virtually anywhere a motion sensor is desired, for convenience or coverage.



## SPECIFICATIONS

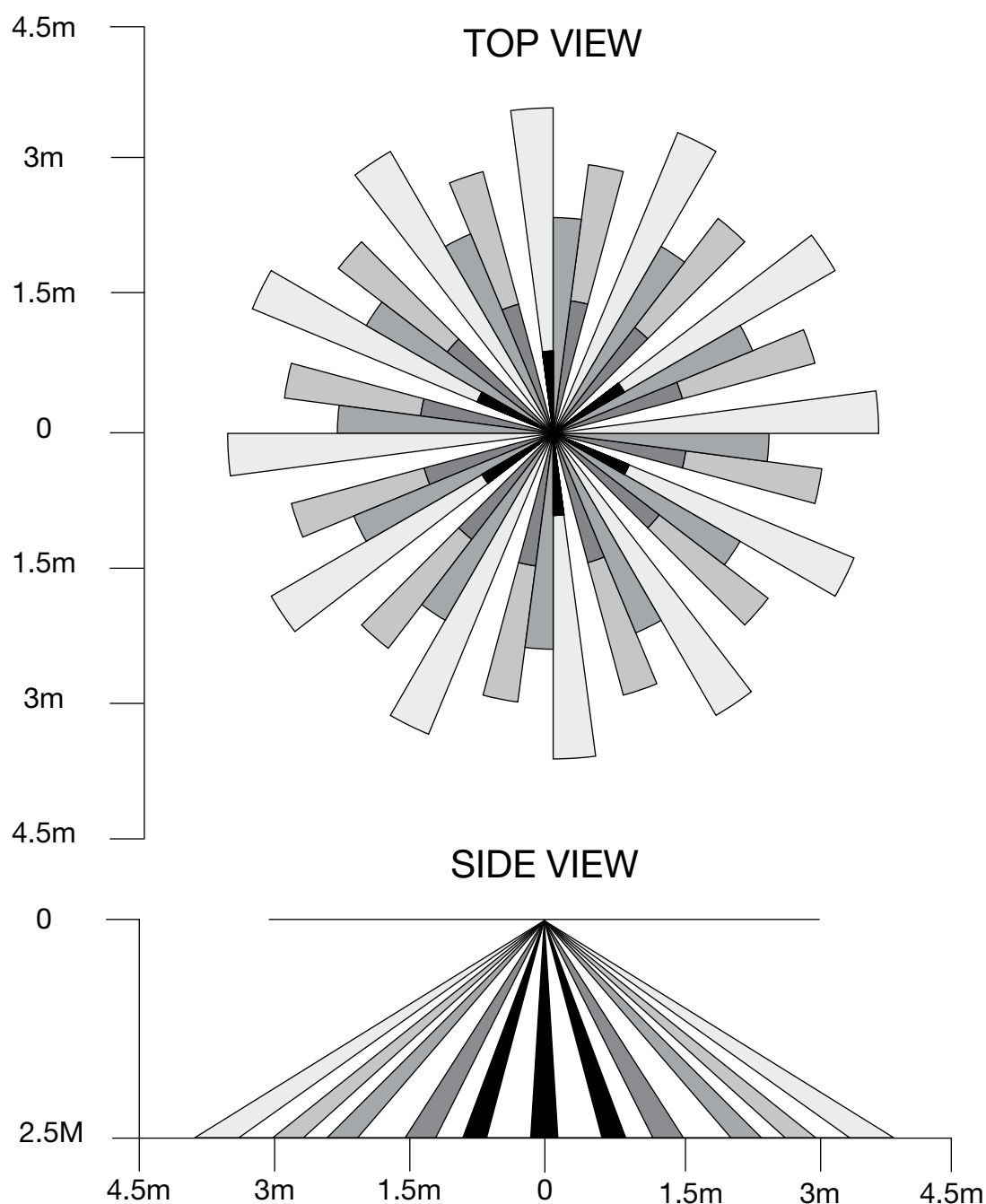
ITEM	DESCRIPTION
Radio Frequency Range	915.9 - 917.3 MHz, Internal Antenna
Wireless Protocol	Proprietary based on IEEE 802.15.4
Encryption	Proprietary based on AES encryption
Rated RF Power Output (W)	11.3 dBm short duration, utilising both frequency hopping and direct sequence spread spectrum
Transmit Range	30.5m indoors to an Audacy Gateway or Luminaire Controller in a typical commercial building; extended range when repeater mode enabled
Coverage Area	46.5 m <sup>2</sup>
Power	25+ year Li battery, non-replaceable
Operating Temperature	10°C to 32°C
Sensor Technology	Passive Infrared
Installation Environment	Indoor use only
Mounting	2 bracket mounting holes (See mechanical drawing for dimensions)
Colour	White
Dimensions	115.82mm x 58.17mm x 24.13mm
Weight	85g
Warranty	5 year
LVD Compliance	BS EN 61010-1 / IEC 61010-1
EMC Compliance	BS EN 55015, BS EN 61547 & ETSI EN 301 489-3 V2.1.0 (ETSI EN 301 489-1 V2.1.1)
Radio Compliance	ETSI EN 300 220-2 v3.1.1* and ETSI EN 300 220-1 v3.1.1
Code	59-VSC1303UK
Description	Audacy® Ceiling-Mount Motion Sensor



### DIMENSIONS (MM)

The mechanical dimensions of the Ceiling-Mount Motion Sensor (59-VSC1303UK) is the same as the Light Sensor (59-LSC1400UK).

### COVERAGE PATTERN





The 59-VSW1300UK Wall-Mount Motion Sensor by CMD Ltd is a battery-powered, wall-mounted, passive infrared motion sensor that is part of the Audacy® Wireless Controls system. It can be used to detect occupancy and/or vacancy, and turn on, turn off or dim lights based on preferences. Operating in the highly reliable 915 MHz spectrum, the 59-VSW1300UK requires no wiring, has a 25-year battery life, and wirelessly sends commands to control light fixtures equipped with Audacy Luminaire Controllers. Since it is not hard-wired, the 59-VSW1300UK can be mounted virtually anywhere a motion sensor is desired, for convenience or coverage.



### SPECIFICATIONS

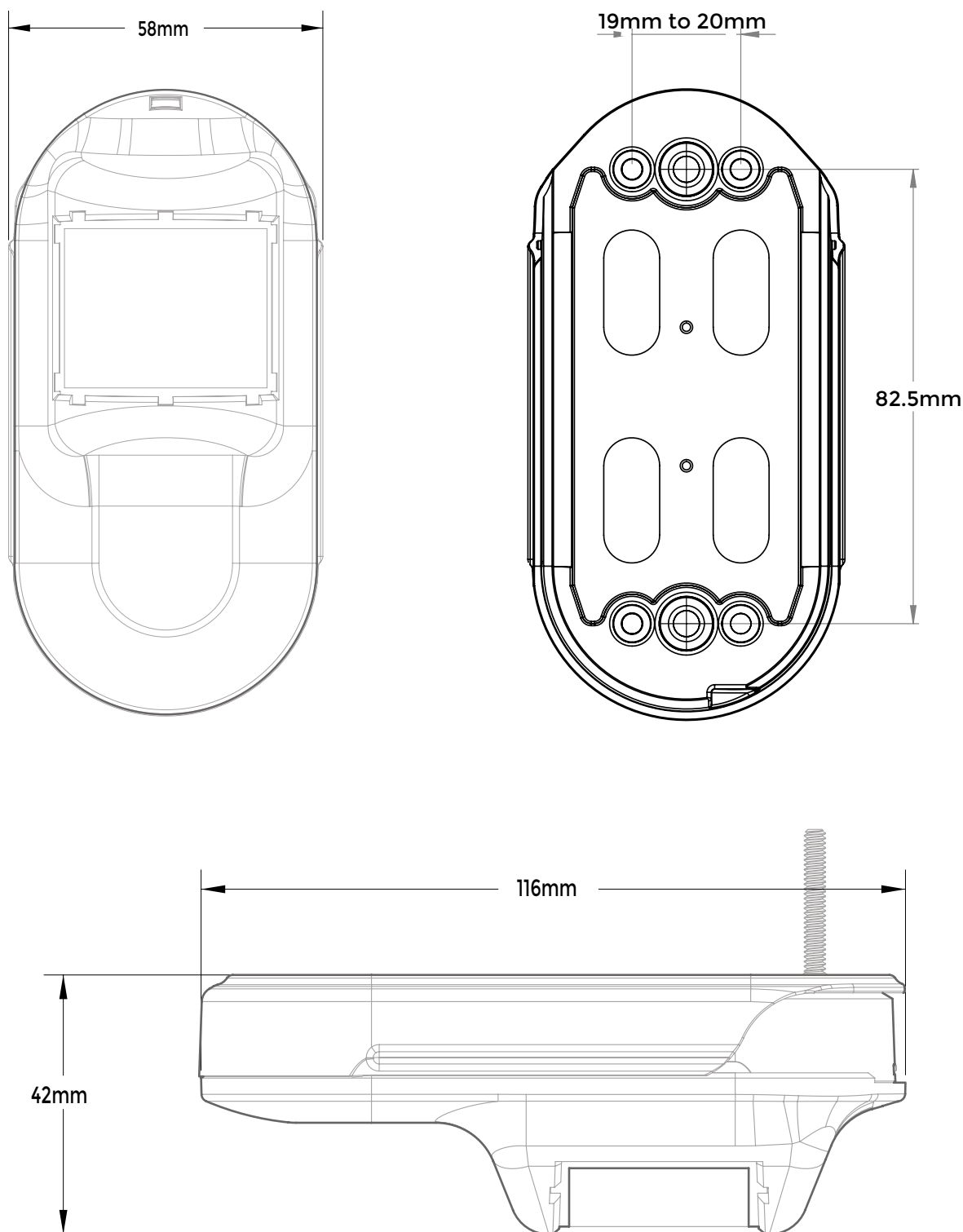
ITEM	DESCRIPTION
Radio Frequency Range	915.9 - 917.3 MHz, Internal Antenna
Wireless Protocol	Proprietary based on IEEE 802.15.4
Encryption	Proprietary based on AES encryption
Rated RF Power Output (W)	11.3 dBm short duration, utilising both frequency hopping and direct sequence spread spectrum
Transmit Range	30.5m indoors to an Audacy Gateway or Luminaire Controller in a typical commercial building; extended range when repeater mode enabled
Power	25+ year Li battery, non-replaceable
Operating Temperature	10°C to 32°C
Sensor Technology	Passive Infrared
Installation Environment	Indoor use only
Mounting	2 bracket mounting holes (See mechanical drawing for dimensions)
Colour	White
Dimensions	115.82mm x 58.17mm x 24.42mm
Weight	85g
Warranty	5 year
LVD Compliance	BS EN 61010-1 / IEC 61010-1
EMC Compliance	BS EN 55015, BS EN 61547 & ETSI EN 301 489-3 V2.1.0 (ETSI EN 301 489-1 V2.1.1)
Radio Compliance	ETSI EN 300 220-2 v3.1.1* and ETSI EN 300 220-1 v3.1.1
Code	59-VSW1300UK
Description	Audacy® Wall-Mount Motion Sensor

# AUDACY<sup>®</sup>



## WALL-MOUNT MOTION SENSOR 59-VSW1300UK

### DIMENSIONS (MM)





## Head Office

Eastwood Trading Estate  
Rotherham  
South Yorkshire  
S65 1EN  
United Kingdom

## Contacts

t: +44 (0) 1709 385460  
e: [sales@cmd-ltd.com](mailto:sales@cmd-ltd.com)  
w: [www.cmd-ltd.com](http://www.cmd-ltd.com)



**IDEAL INDUSTRIES, INC.**

*CMD Ltd, An **IDEAL**® Company.*

