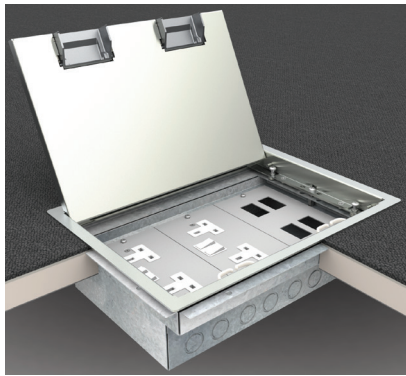




Floor Box - 22 Series Stainless Steel



DESCRIPTION

The 22 Series trimmed stainless steel floor box is suitable for raised floor applications and is divided in to 3 or 4 compartments. The 22 Series trimmed stainless steel floor boxes are designed for use in commercial environments providing easy access to power sockets and data.

KEY FEATURES

- 1 One-piece box base divided in to 3 or 4 compartments.
- 2 Brushed stainless steel lid and trim.
- 3 Floor boxes for raised floors are fitted by screw-fixing to the floor tile
- 4 Can be pre-fitted with socket outlet & Betatrak Tap-off unit
- 5 Lids have a 7mm or 13mm recess for a carpet, wood, marble or stone infill



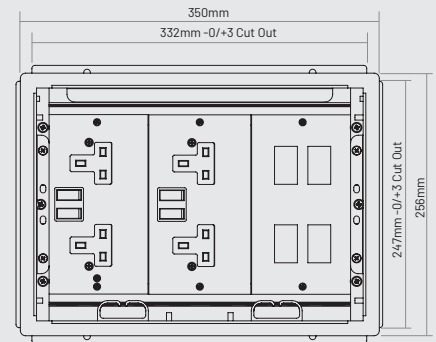
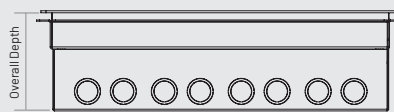
DETAILS AND DIMENSIONS

Standard depths

7mm recess version: 96mm
13mm recess version: 102mm

Internal Dimensions

Plug Top Space 35mm
Socket Space 45mm



ORDERING

A range of 3 and 4 compartment accessory plates are available so please speak with a member of our sales team to discuss your requirements

Stainless Steel Lid and Trims*

Code	Description
PPS9022SS/7	22 Series Stainless Steel Lid and Trim with 7mm Lid Insert
PPS9022SS/13	22 Series Stainless Steel Lid and Trim with 13mm Lid Insert

*(1 lid and trim and 1 back box is required for each complete floor box)

Single Box Base*

Code	Description
PP223SS60	3 Compartment - 60mm Deep Empty Back Box
PP224SS60	4 Compartment - 60mm Deep Empty Back Box

Screed Floor Box*

Code	Description
PP22S3SS60	3 Compartment - 60mm Deep Empty Back Box
PP22S4SS60	4 Compartment - 60mm Deep Empty Back Box