

# 25 Series Floor Box



5 Year  
Warranty



100%  
Recyclable



## INTRODUCTION

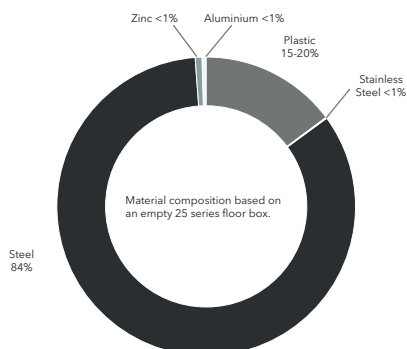
The 25 Series floor boxes are suitable for raised floor applications and can be divided into 3 or 4 compartments. The 25 Series floor boxes are designed for use in commercial environments and provide an efficient fast-fit installation with ease of access to power sockets and data.

## KEY FEATURES

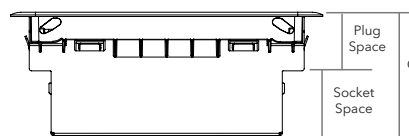
1. Designed to comply with BS EN 61534 Traffic Load Tests, and features low profile lid and non trip cable outlet brackets.
2. Supplied with dividers to configure into either a 3 or 4 compartment box.
3. Simple rectangular 6.5mm deep lid infill for carpet.
4. A choice of three cable outlet points.
5. Reversible, self closing lid and cable management to aid workplace re-design.
6. Robust, auto close metal handle.
7. Safe touch, integrated floor fixing for quick and easy installation.
8. Galvanised steel back box.
9. A choice of accessory plate sizes:
  - 3 compartment: 100mm x 175mm
  - 4 compartment: 75mm x 175mm
10. Can be supplied with Betatrak tap-offs pre-wired to socket outlets.



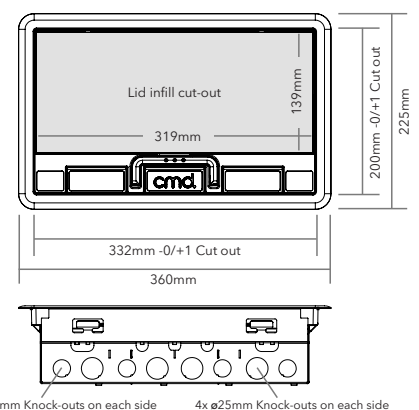
## MATERIAL COMPOSITION



## DIMENSIONS



Overall Depth	Plug Space	Socket Space
85mm	27mm	47mm
100mm	41mm	47mm
115mm	56mm	47mm
130mm	71mm	47mm



## DETAILS

DESCRIPTION:	25 Series Floor Box	SOCKET TYPE:	Twin switched UK sockets & RCD twin switched UK sockets in standard & clean earth
RANGE:	Power Distribution		
APPLICATION:	Raised floor installation		
TRIM TYPE:	Flanged		
TRIM COLOUR:	Grey - RAL 7031	SOCKET QTY:	*Max 3 twin switched sockets outlets
TRIM FINISH:	Fine sparked		
LOCKABLE LID:	Available on request	SOCKET PLATE COLOUR:	Grey - RAL 7004 (Standard) Red - RAL 3001 (C/E)
BASE BOX TYPE:	Single base box		
BASE BOX FINISH:	Galvanised mild steel	DATA:	**Supports Cat6 & Cat6A data & Cat7
BASE BOX HEIGHT:	85mm, 100mm, 115mm or 130mm		

\*Depending on the size of the plugs being used.

\*\*Some Cat6 and Cat7 data cable may not be suitable.

## LOGISTICS

BOXED SIZE:	100mm x 395mm x 265mm (unwired)	UNBOXED SIZE:	91.5mm x 359.9mm x 225.4mm
BOXED NET WEIGHT:	2.9kgs (unwired)	UNBOXED NET WEIGHT:	2.5kgs
BOX QTY:	1 floor box per box		

Logistical information is based on a floor box with 85mm base box.

## INSTALLATION

FLOOR CUT OUT SIZE:	332mm x 200mm +/- 1mm	CABLE OUTLETS:	3x cable outlet brackets
FLOOR THICKNESS:	15-40mm	CABLE OUTLET SIZE:	63mm x 16mm
LID DIRECTION:	Reversible tool free lid	CABLE MANAGEMENT:	3x reversible cable guides (requires a flat head screwdriver not supplied)
LID INFILL CUT-OUT SIZE:	319mm x 139mm		
SECURITY:	Option lockable lid (2x keys)	KNOCK-OUTS:	16 Max
		KNOCK-OUT SIZES:	20mm and 25mm
FLOOR FINISH THICKNESS:	6.5mm	DIVIDERS:	3x dividers included in accessory pack

## COMPLIANCE & CERTIFICATION

STANDARDS:	Designed to comply with BS EN 61534-22 IP2X rating in accordance with BS EN 50085-1 Self closing lid and metal handle in accordance with IEC 61534-22
MARKING:	CE, UKCA, WEEE
WEEE/EEE:	A pre-wired 25 Series Floor Box is compliant with the WEEE Directive (2012/19/EU). We are registered with a Producer Compliance Scheme (WEEE Producer Registration Number: WEE/BE0005ZR), support WEEE reuse and recycling to reduce landfill use, protecting resources. CMD recognises the design and construct of the product as a category 2 EEE item under such compliance schemes

## WARRANTY

WARRANTY TERMS:	5-Year Warranty
-----------------	-----------------

## PRODUCT CARE

ROUTINE SERVICING:	Periodic visual inspection
SPARES:	Lids and trim, cable guides and cable outlet brackets
CLEANING & MAINTENANCE:	Clean using a dry cloth. No abrasives or solvents to be used on the product
HANDLING & CARE:	Do not drop or expose to moisture
END OF LIFE:	100% Recyclable via WEEE scheme



Website



User Guide



## Empty 25 Series Floor Box

### 3/4 COMPARTMENT

Code	Description	Socket Colour
PP2585G	Standard 'Fast-Fit' 85mm Deep	N/A
PP2510G	Standard 'Fast-Fit' 100mm Deep	N/A
PP2511G	Standard 'Fast-Fit' 115mm Deep	N/A
PP2513G	Standard 'Fast-Fit' 130mm Deep	N/A
Add Suffix KL	Option to add a Key Lock to a floor box lid	

## Standard Earth Pre-wired 25 Series Floor Box

85mm deep floor box c/w 3m or 5m 32A unfused Betatrak Tap-off

### 3 COMPARTMENT

Code	Description	Socket Colour
3m Standard Earth White Plug, Grey Power Plates		
P25385BS3U100	1x Twin 13A UK Switched Socket	●
P25385BS3U200	2x Twin 13A UK Switched Sockets	●
P25385BS3U101	1x Twin 13A UK Switched RCD Socket	●
P25385BS3U201	2x Twin 13A UK Switched RCD Sockets	●
5m Standard Earth White Plug, Grey Power Plates		
P25385BS5U100	1x Twin 13A UK Switched Socket	●
P25385BS5U200	2x Twin 13A UK Switched Sockets	●
P25385BS5U101	1x Twin 13A UK Switched RCD Socket	●
P25385BS5U201	2x Twin 13A UK Switched RCD Sockets	●

### 4 COMPARTMENT

Code	Description	Socket Colour
3m Standard Earth White Plug, Grey Power Plates		
P25485BS3U100	1x Twin UK 13A Switched Socket	●
P25485BS3U200	2x Twin UK 13A Switched Sockets	●
P25485BS3U101	1x Twin UK 13A Switched RCD Socket	●
P25485BS3U201	2x Twin UK 13A Switched RCD Sockets	●
5m Standard Earth White Plug, Grey Power Plates		
P25485BS5U100	1x Twin UK 13A Switched Socket	●
P25485BS5U200	2x Twin UK 13A Switched Sockets	●
P25485BS5U101	1x Twin UK 13A Switched RCD Socket	●
P25485BS5U201	2x Twin UK 13A Switched RCD Sockets	●

## Clean Earth Pre-wired 25 Series Floor Box

85mm deep floor box c/w 3m or 5m 32A unfused Betatrak Tap-off

### 3 COMPARTMENT

Code	Description	Socket Colour
3m Clean Earth Red Plug, Red Power Plates		
P25385BC3U100	1x Twin UK 13A Switched Socket	●
P25385BC3U200	2x Twin UK 13A Switched Sockets	●
P25385BC3U101	1x Twin UK 13A Switched RCD Socket	●
P25385BC3U201	2x Twin UK 13A Switched RCD Sockets	●
5m Clean Earth Red Plug, Red Power Plates		
P25385BC5U100	1x Twin UK 13A Switched Socket	●
P25385BC5U200	2x Twin UK 13A Switched Sockets	●
P25385BC5U101	1x Twin UK 13A Switched RCD Socket	●
P25385BC5U201	2x Twin UK 13A Switched RCD Sockets	●

### 4 COMPARTMENT

Code	Description	Socket Colour
3m Clean Earth Red Plug, Red Power Plates		
P25485BC3U100	1x Twin UK 13A Switched Socket	●
P25485BC3U200	2x Twin UK 13A Switched Sockets	●
P25485BC3U101	1x Twin UK 13A Switched RCD Socket	●
P25485BC3U201	2x Twin UK 13A Switched RCD Sockets	●
5m Clean Earth Red Plug, Red Power Plates		
P25485BC5U100	1x Twin UK 13A Switched Socket	●
P25485BC5U200	2x Twin UK 13A Switched Sockets	●
P25485BC5U101	1x Twin UK 13A Switched RCD Socket	●
P25485BC5U201	2x Twin UK 13A Switched RCD Sockets	●

More customisable options are available. Please speak with a member of our sales team to discuss your individual requirements.

## Head Office

Eastwood Trading Estate  
Rotherham  
South Yorkshire  
S65 1EN  
United Kingdom  
+44 (0)1709 829511

[sales@cmd-ltd.com](mailto:sales@cmd-ltd.com)

## London Showroom

3 Baltic Street East  
London  
EC1Y 0UJ

United Kingdom  
+44 (0)20 72517080

[sales@cmd-ltd.com](mailto:sales@cmd-ltd.com)

# cmd.

